



FundSuiteArc Version 2.7.0 Release Notes

ArcReporting 2.7.0

Revised: 6/12/2017



Donnelley
Financial Solutions

Table of Contents

Release Notes Preface	1
Enhancements Requiring Immediate User Action	2
Enhancements Requiring User Decisions	3
Important Notes	4
Known Issues in ArcReporting	6
1. "Expand all" button disabled on "Trial Balance Year To Date (YTD)" tab of Financial Workbook page	7
2. Items grouped by "Category Caption" not calculated in "Holdings Detail" calculation sheet item formula elements	8
3. Reclassing from fund-level to class-level accounts on the "Trial Balance Year To Date (YTD)" tab	9
Release Notes Summary	10
1. Enhancements Common to Multiple Products	11
2. Enhancements to ArcReporting	13
Enhancements Common to Multiple Products	18
1. Single Sign-on: Changes to user login, self-password reset and e-mailing service	19
2. Security identifiers moved from Security/Investment Master library to Security Libraries	23
3. New holdings fields for Form N-PORT filing	27
4. Missing Output Settings Report: Additional tabs and information	29
5. Master Identifier search option for Securities Audit Report	31
6. Ability to span column header cells in portfolio statement template output settings	32
7. Ability to associate text libraries with fund groups	34
8. "Rounded to Zero Negative Display" option for portfolio statement template output settings	36
9. Changes to "(none)" portfolio statement category footing logic	38
10. NMFP-2: <moneyMarketFundCategory> changes to accommodate multiple responses	40
11. Fund picker enhancements	41



Enhancements to ArcReporting	43
1. Financial workbook template enhancements	44
2. Financial workbook year-to-date calculations	49
3. Ability to determine allocations of profit and loss within master/feeder fund relationships	54
4. Fair Value Level: Investments at Net Asset Value	59
5. Fair value measurement: Calculation of transfers in and out of levels	61
6. Fair value measurement: Calculation of significant unobservable inputs (Level 3) reconciliation	64
7. Financial Workbook Template, Support for multiple "Holdings Detail" conditions	67
8. Simplified horizontal total calculations for financial workbooks	69
9. Ability to load exchange rates and fund relationship percentage allocations	71
10. Enhanced support for "Affiliated" footnote portfolio statements	73
11. Ability to map financial workbook items in pivoted statement output settings	76
12. Usability enhancements for financial workbook footnote assignment	77
13. Ability to blackline a project, chapter or section revision against revisions for other account periods or projects	80
14. More granular user rights for unlinking and linking of project components	83
15. Project Component Unlinking Audit Report	86
16. Footnote Libraries Audit Report	88
17. Financial Statement Footnote Assignment Audit Report	89
18. Enhancements for currency-type financial statements	90
19. Ability to pull calculated financial workbook values from related funds	92
20. New future year-end, quarterly, and prior quarterly data points	95
21. Support for custom tags in pivoted financial statements	97
22. Ability to create custom footnote symbol separators	99
23. General Ledger Transactions page enhancements	101
24. Ability to load data into the "Caption - Custom Sort" field	103
25. Financial Workbook page date specification enhancements	104



26. Supplemental Data import/export template upgrade to .xlsx	105
27. Ability to specify row type for pivoted financial statement template output settings	106
28. Usability improvements for calculation sheet and portfolio statement custom sort profiles	107
29. Fund Holdings page enhancements	109
30. Ability to import trial balance definition components	111
31. Support for horizontal totals in pivoted financial statements	114
Appendix A: Form N-PORT Holdings Fields	116
Closed Defects	129



Release Notes Preface

Release notes provide functional and technical details. This document describes how each enhancement functions within the context of the greater business process. This added level of detail should enable project teams to answer the following questions:

- Why was the change made?
- What out-of-the-box functionality will change?
- How do these changes affect the organization?





Enhancements Requiring Immediate User Action

1. Users must migrate their existing user accounts prior to logging into version 2.7.0 of FundSuiteArc. See the ***Single Sign-on: Changes to user login, self-password reset and e-mailing service*** section of this document for more information.
2. Beginning in FundSuiteArc version 2.7.0, files of type ***.xls*** are no longer supported when performing Holdings data imports, therefore users should ensure they are using the supported file type of ***.xlsx*** when performing this action. For versions 2.6.0 and prior, files of type ***.xls*** are supported for Holdings data imports.



Enhancements Requiring User Decisions

1. Users that have horizontal totals in one or more of their projects should review the new simplified horizontal total calculations for financial workbooks logic, and determine if they need to change their setup prior to using the new feature. See the ***Simplified horizontal total calculations for financial workbooks*** section of this document for more information.





Important Notes

1. On February 13, 2017, the SEC released Draft N-MFP2 XML Technical Specification version 2.0, effective March 13, 2017. FundSuiteArc was enhanced to accommodate the changes made within the latest version of the specification. The NMFP-2 schema will be updated to allow for multiple instances of the *moneyMarketFundCategory* N-MFP2 XML element. See the ***NMFP-2: <moneyMarketFundCategory> changes to accommodate multiple responses*** section of this document for more information.
2. Users that wish to log into databases that are at version 2.7.0 must navigate to a new URL (<https://sso.fundsuitearc.com>). This change was implemented to support Single Sign-on functionality across the FundSuiteArc range of products. See the ***Single Sign-on: Changes to user login, self-password reset and e-mailing service*** section of this document for more information.
3. FundSuiteArc version 2.7.0 will be the last version that will support Internet Explorer 9. All future product releases will be designed to work with Internet Explorer version 10 and greater.
4. As of June 10, 2017, when a user opens the **Fund Holdings** page they will need to choose a view and search to get data to populate the user interface. These changes were implemented to improve the



response time of the page and give a better overall user experience. See the ***Fund Holdings page enhancements*** section of this document for more information.

5. As of June 10, 2017, when a user accesses the **Fund Holdings** page directly from either the **Financial Workbook** or **Project** page, the data grid will no longer filter; the user must specify a view and search. This change was implemented to improve the response time of the page and give a better overall user experience. See the ***Fund Holdings page enhancements*** section of this document for more information.
6. As of June 10, 2017, when a user selects the fund picker at upper-left of the application window, he or she will see all account periods contained in the database, in the format of his or her workstation settings. This change was implemented to improve the response time of the drop-down list and give a better overall user experience. See the ***Fund picker enhancements*** section of this document for more information.



Known Issues in ArcReporting

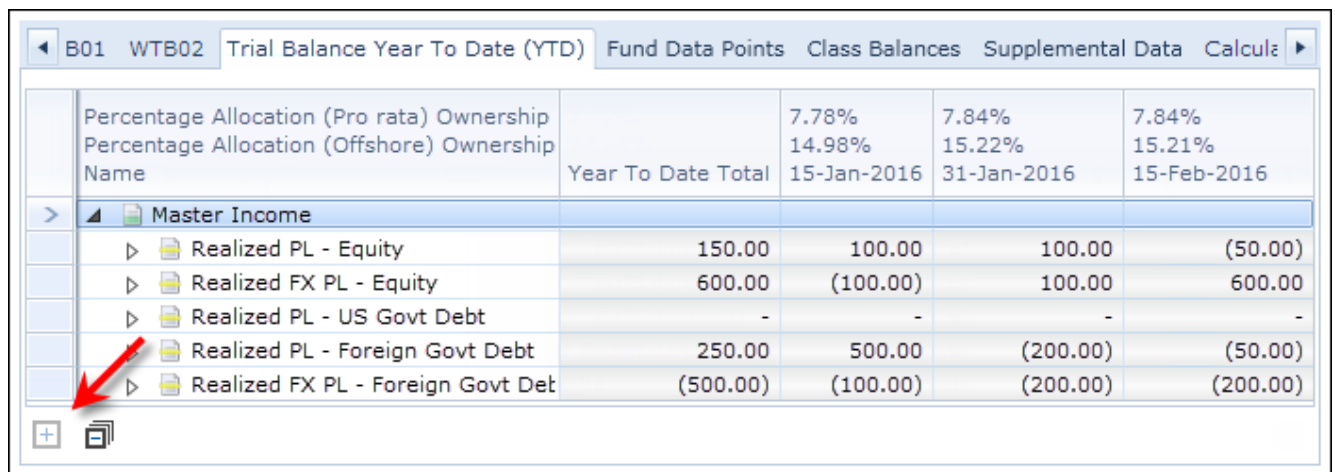
The following section lists issues known to exist in this release of the ArcReporting product.



1. "Expand all" button disabled on "Trial Balance Year To Date (YTD)" tab of Financial Workbook page

Overview

The *Expand selected node and all child nodes* button (+) at lower-left of the new *Trial Balance Year To Date (YTD)* tab of the **Financial Workbook** page is disabled.



Percentage Allocation (Pro rata) Ownership		7.78%	7.84%	7.84%
Percentage Allocation (Offshore) Ownership		14.98%	15.22%	15.21%
Name	Year To Date Total	15-Jan-2016	31-Jan-2016	15-Feb-2016
Master Income				
Realized PL - Equity	150.00	100.00	100.00	(50.00)
Realized FX PL - Equity	600.00	(100.00)	100.00	600.00
Realized PL - US Govt Debt	-	-	-	-
Realized PL - Foreign Govt Debt	250.00	500.00	(200.00)	(50.00)
Realized FX PL - Foreign Govt Det	(500.00)	(100.00)	(200.00)	(200.00)

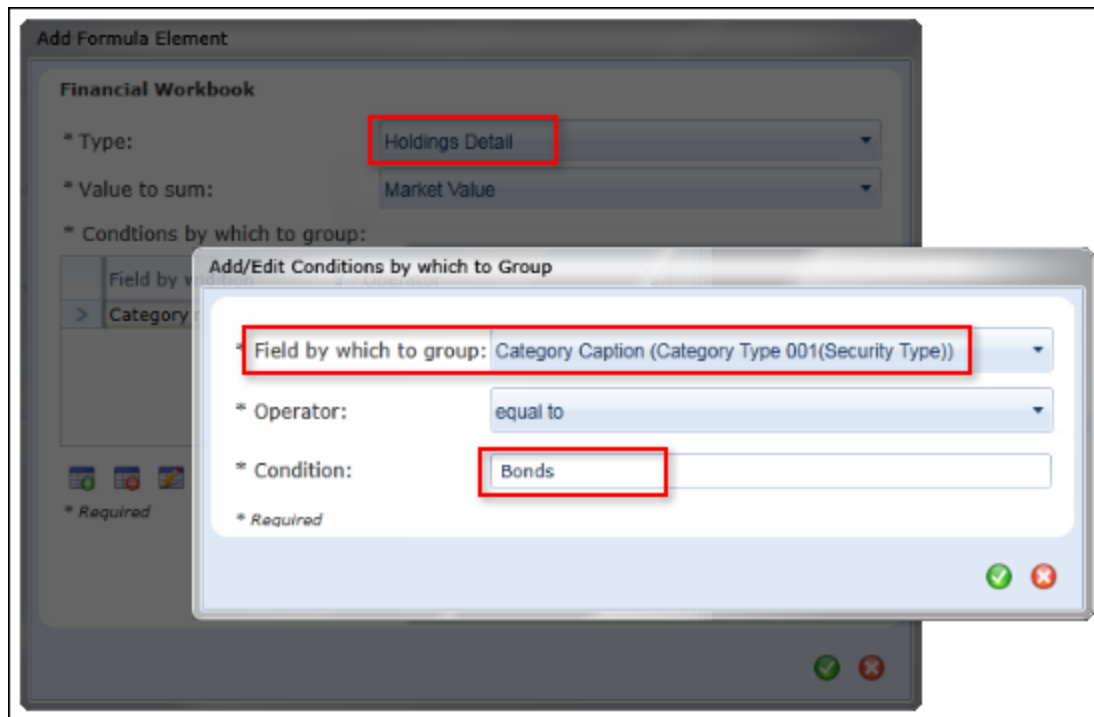
Process Changes

No changes to current processes are required, as this is a new tab on the **Financial Workbook** page. Users that wish to expand all of the sections, sub-sections and items in the grid must do so one by one, using the controls at left of each.

2. Items grouped by "Category Caption" not calculated in "Holdings Detail" calculation sheet item formula elements

Overview

When grouping by *Category Caption* within a calculation sheet item formula element of type *Holdings Detail*, the value of the calculation sheet item will return *0.00* in the financial workbook.



Process Changes

Users are advised to load the category caption in a description field or another text field that is currently not in use, and group based on that field, rather than by *Category Caption*.

3. Reclassing from fund-level to class-level accounts on the "Trial Balance Year To Date (YTD)" tab

Overview

When users load accounts at a fund level throughout the year-to-date period and then change the level within the reporting period to *Class*, the year-to-date reclass will return *0.00* on the new *Trial Balance Year To Date (YTD)* tab of the **Financial Workbook** page. This is because the level at which the year-to-date calculations are carried out is different from the reporting period. Note that this will also occur for class-level data loaded throughout the period, as well as for fund-level data loaded for the reporting period.

Process Changes

No changes to current processes are required, as this is a new tab on the **Financial Workbook** page. Users that wish to use the year-to-date calculations must ensure that the account levels are the same for both the year-to-date and reporting periods.



Release Notes Summary

The following section offers a summary of features included in this product release. More detailed information about each item can be seen in the respective Enhancements section of this document.



1. Enhancements Common to Multiple Products

1. Single Sign-on: Changes to user login, self-password reset and e-mailing service

Single Sign-on (SSO) is a session and user authentication service that permits a user to use one set of login credentials (e.g., e-mail and password) to access multiple applications. The service authenticates the end user for all the applications to which he or she has been given access and eliminates further prompts when the user switches applications during the same session.

Single Sign-on allows for FundSuiteArc clients to continue to have their user profiles managed by Donnelley Financial Solutions, which is the current practice, or to have their user profiles governed by their internal network team. When logging into FundSuiteArc version 2.7.0, all users will navigate to a new Single Sign-on enabled URL (<https://sso.fundsuitearc.com>). From here, users will be prompted to self-migrate their existing user profile to a new e-mail based login (<name>@<domain>), which will include a security question/answer.

Going forward, users that can change their own password will do so via a link in a secure message sent to their e-mail account, which will require them to answer their security question correctly.

2. Security identifiers moved from Security/Investment Master library to Security Libraries

In previous versions of FundSuiteArc, all security identifier information (i.e., *CUSIP*, *SEDOL*, *ISIN*, *Werkpapier*, *Valoren* and *Custom Identifier*) was stored in the global Security/Investment Master library, meaning that any changes to this information impacted all funds within a given environment. Beginning with version 2.7.0, security identifier information is stored at the security library level. The *Master Identifier* value, and a general *Security Caption* will remain the only information stored at the security/investment master library level.

3. New holdings fields for Form N-PORT filing

In anticipation of the new Form N-PORT filing, 54 new holdings fields were added to FundSuiteArc.

4. Missing Output Settings Report: Additional tabs and information

The Missing Output Settings Report was modified to include a tab showing all the output settings for each template that was included in the report filter.

5. Master Identifier search option for Securities Audit Report

The **Securities Audit Report** page was enhanced to include a *Master Identifier* field search option, in addition to the existing *CUSIP* and *All* options. This feature was added for usability purposes, as holdings are

not required to populate the *CUSIP* field, whereas a *Master Identifier* value is required.

6. Ability to span column header cells in portfolio statement template output settings

Users can now span cells within column header rows on the **Portfolio Statement Template Output Settings** page.

7. Ability to associate text libraries with fund groups

Users can now associate text libraries with a specific fund group.

8. "Rounded to Zero Negative Display" option for portfolio statement template output settings

In previous versions of FundSuiteArc, the *Rounded to Zero* setting for numeric values in a portfolio statement was applied to any value that rounded to zero, irrespective of whether the raw value was positive or negative. A new *Rounded to Zero Negative Display* setting allows users to designate a distinct format for negative raw numeric values that round to zero, if desired.

9. Changes to "(none)" portfolio statement category footing logic

Portfolio footing logic was updated to accommodate a specific scenario where referenced but unmapped categories caused potential footing inconsistencies, if the categorization was not specifically set via the **Fund Holdings** page.

10. NMFP-2: <moneyMarketFundCategory> changes to accommodate multiple responses

On February 13, 2017, the SEC released Draft N-MFP2 XML Technical Specification version 2.0, effective March 13, 2017. FundSuiteArc was enhanced to accommodate the changes made within the latest version of the specification. The NMFP-2 schema will be updated to allow for multiple instances of the *moneyMarketFundCategory* N-MFP2 XML element. Please note that per SEC guidance, the only acceptable combination of multiple-category assignments is *Exempt Government* and *Treasury*.

11. Fund picker enhancements

The fund picker control at upper-left of the application window was redesigned to improve performance and give the user a better overall experience.

2. Enhancements to ArcReporting

1. Financial workbook template enhancements

The **Financial Workbook Templates** page was redesigned to improve performance and give the user a better overall experience.

2. Financial workbook year-to-date calculations

Trial balances can now be loaded at any frequency throughout a reporting period and year-to-date values will be calculated from these interim balances. This allows users to load *Income* and *Expense* accounts on a monthly basis, and calculate the period-end values within the financial workbook.

3. Ability to determine allocations of profit and loss within master/feeder fund relationships

The economic allocations between master/feeder relationships can now be automated in ArcReporting, by leveraging the newly-introduced year-to-date calculations functionality. This allocation is done at a interim period basis (per the frequency that the trial balance is loaded) and is based off a calculated percentage of shareholder capital. See the **Financial workbook year-to-date calculations** section of this document for more information.

4. Fair Value Level: Investments at Net Asset Value

An additional fair value level called *NAV* was added to ArcReporting for securities valued at net asset value.

5. Fair value measurement: Calculation of transfers in and out of levels

Several new calculated data points were created to support requirements to disclose all significant transfers into and transfers out of each fair value hierarchy level. These new data points will be calculated automatically for any portfolio statements that have *Fair Value* calculations enabled, and will support transfers between levels at both the beginning and ending of periods.

6. Fair value measurement: Calculation of significant unobservable inputs (Level 3) reconciliation

Several new calculated data points were created for fair value measurements using significant unobservable inputs (Level 3). These new data points support the creation of a Level 3 reconciliation table of the beginning and ending balances separately presenting changes during the period attributable to realized and unrealized values, purchases, sales, issuances, and settlements, and transfers in and/or out of Level 3. These new data points will be calculated automatically for any portfolio statements that have *Fair Value* calculations enabled, and will support transfers between levels at both the beginning and ending of periods.

7. **Financial Workbook Template, Support for multiple "Holdings Detail" conditions**

Users can now specify multiple conditions by which to group in calculation sheet item formula elements of type *Holdings Detail*.

8. **Simplified horizontal total calculations for financial workbooks**

An option to use a simplified formula for horizontal totals was introduced to calculation sheets. This new simplified formula allows users to pull pre-calculated horizontal total values between line items of different financial statement templates (e.g., from a *Statement of Operations* to a *Statement of Changes*), without having the *Horizontal Total* value recalculated or modified.

9. **Ability to load exchange rates and fund relationship percentage allocations**

Users can now load exchange rates and fund relationship percentage allocations into FundSuiteArc via FTP. This feature was added to provide greater flexibility to the process of populating both exchange rates and fund relationship percentage allocations in the application.

10. **Enhanced support for "Affiliated" footnote portfolio statements**

Several new calculated data points were created for affiliated notes to financials tables. These new data points will be calculated for any portfolio statements that have a new *Net Shares* field specified for calculation.

11. **Ability to map financial workbook items in pivoted statement output settings**

Pivoted-orientation financial statement templates were enhanced to allow users to exclusively map supplemental data points assigned to their chart of accounts.

12. **Usability enhancements for financial workbook footnote assignment**

Several usability updates were made to the application interface used for specifying the fund(s) for which a given financial workbook footnote will be applied.

13. **Ability to blackline a project, chapter or section revision against revisions for other account periods or projects**

Functionality was added that allows users to blackline a project, chapter or section revision against revisions associated with other account periods and/or projects.

14. **More granular user rights for unlinking and linking of project components**

The user rights associated with unlinking and linking of project components were made more granular to allow for greater control.

15. **Project Component Unlinking Audit Report**

A Project Component Unlinking Audit Report was added to ArcReporting to capture unlinking/linking activity of project items via the *Components* tab of the **Project** page.

16. **Footnote Libraries Audit Report**

Users can now view audit details of changes made to text in both portfolio and financials footnote libraries via the **Footnote Libraries Audit Report** page. This information was previously unavailable to the user; the addition of the report allows users to access information related to all footnote text edits, which will aid in the overall review and audit process.

17. **Financial Statement Footnote Assignment Audit Report**

Users can now view audit details of changes made to financial workbook footnote assignments via the **Financial Statement Footnote Assignment Audit Report** page. This information was previously unavailable to users; the addition of the report allows users to access information related to all financial statement footnote assignments edits, which will aid in the overall review and audit process.

18. **Enhancements for currency-type financial statements**

An update was made to logic on the **Financial Workbook** page to ensure the display of all pertinent values, even if the current account period does not contain a value for a given currency. Additional sorting options were also added to the **Financial Statement Template Output Settings** page for financial statements of type *Currency*.

19. **Ability to pull calculated financial workbook values from related funds**

Existing calculation sheet functionality was enhanced to accommodate disclosures that must reference specific fund values within calculations. A new *Fund look-through calculation sheet* setting enables users to define calculations that pull values from a specified fund, allowing for the automation of notes tables within fund-of-funds structures.

20. **New future year-end, quarterly, and prior quarterly data points**

Additional account period-type data point options were added to various areas of ArcReporting.

21. Support for custom tags in pivoted financial statements

Pivoted financial statements now support functionality to insert custom tags.

22. Ability to create custom footnote symbol separators

Users can now create custom separators for footnote symbols in financial statement templates, portfolio statement templates, and shared legends.

23. General Ledger Transactions page enhancements

The **General Ledger Transactions** page was enhanced to give users the option to refine returned search results, and to streamline the creation of opposite general ledger entries.

24. Ability to load data into the "Caption - Custom Sort" field

Users now have the ability to load data into the *Caption - Custom Sort* fund holdings field by means of front-end Excel data import or automated FTP dataload. In previous versions of ArcReporting, the field could only be manually updated through the ArcReporting application interface; the ability to use an import to populate this information will add automation to the process.

25. Financial Workbook page date specification enhancements

Date-specification functionality was enhanced in both the *Class Balances* and *Supplemental Data* tabs of the **Financial Workbook** page.

26. Supplemental Data import/export template upgrade to .xlsx

The Supplemental Data front-end Excel import now supports source files of *.xlsx* format (files of *.xls* format are no longer supported). This change allows for a greater number of columns and rows to be imported.

27. Ability to specify row type for pivoted financial statement template output settings

To assist in custom output requirements, mapping grid functionality on the **Financial Statement Template Output Settings** page was enhanced for pivoted-orientation templates to allow users to designate whether a given row is of type *Standard* or *Column Header*.

28. Usability improvements for calculation sheet and portfolio statement custom sort profiles

The drag-and-drop feature that allowed users to move records within custom sort profiles was replaced with vertical positioning buttons, to aid in the user experience of the page.

29. Fund Holdings page enhancements

The **Fund Holdings** page was redesigned to improve performance and give the user a better overall experience.

30. Ability to import trial balance definition components

Users now have the ability to load trial balance structure components directly into a financial workbook template from an Excel source file.

31. Support for horizontal totals in pivoted financial statements

Pivoted financial statements were enhanced to output horizontal totals, which previously displayed as < - *undefined* > in statement output.



Enhancements Common to Multiple Products

The following section lists enhancements in this product release that are common across multiple FundSuiteArc products.



1. Single Sign-on: Changes to user login, self-password reset and e-mailing service

DFS ID: 152634

Overview

Single Sign-on (SSO) is a session and user authentication service that permits a user to use one set of login credentials (e.g., e-mail and password) to access multiple applications. The service authenticates the end user for all the applications to which he or she has been given access and eliminates further prompts when the user switches applications during the same session.

Single Sign-on allows for FundSuiteArc clients to continue to have their user profiles managed by Donnelley Financial Solutions, which is the current practice, or to have their user profiles governed by their internal network team. When logging into FundSuiteArc version 2.7.0, all users will navigate to a new Single Sign-on enabled URL (<https://sso.fundsuitearc.com>). From here, users will be prompted to self-migrate their existing user profile to a new e-mail based login (<name>@<domain>), which will include a security question/answer.

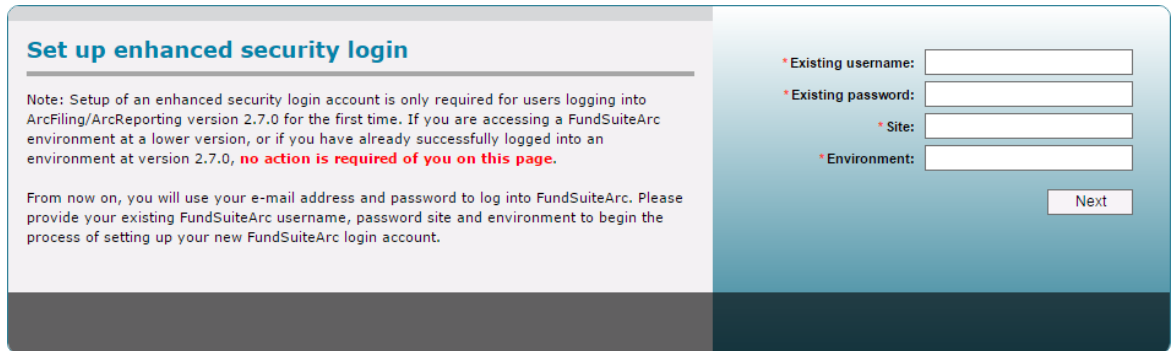
Going forward, users that can change their own password will do so via a link in a secure message sent to their e-mail account, which will require them to answer their security question correctly.

What's New

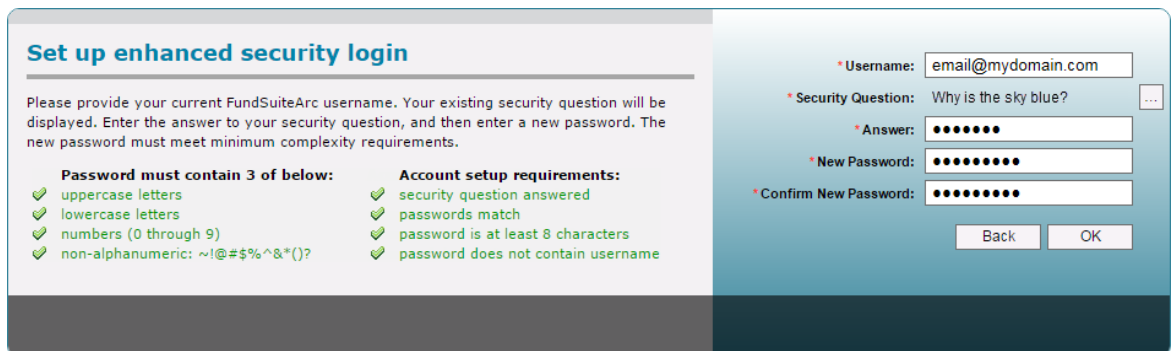
1. Users that wish to log into FundSuiteArc version 2.7.0 will now navigate to <https://sso.fundsuitearc.com>.



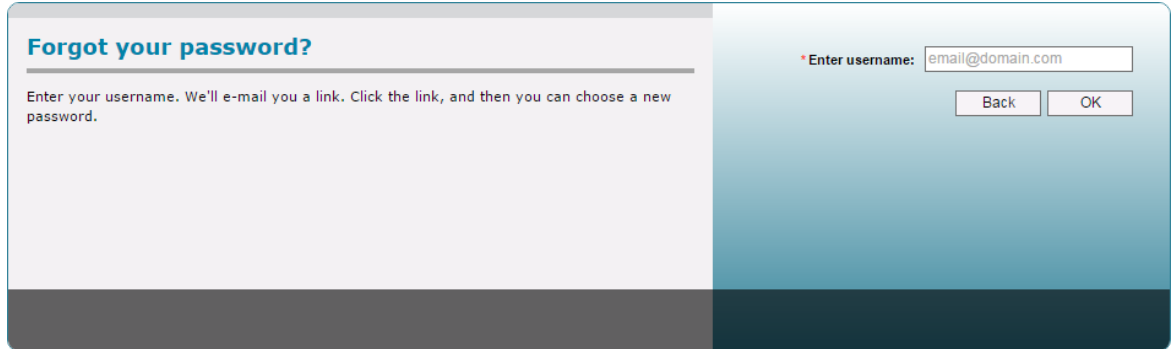
- a. First-time users will click the *Set up enhanced security login* link at right of the page to go through the user profile self-migrate wizard.
- b. Clicking the link will bring the user to a new **Set up enhanced security login** page, where he or she will be prompted for his/her *Existing username*, *Existing password*, *Site* and *Environment* values.



- c. When the user clicks the *Next* button (assuming he/she entered valid details), he or she will be brought to step two of the **Set up enhanced security login** page.



- d. Once all fields on the page have been filled out and match the needed requirements (see example above) the user will be able to click the *OK* button. The user will be informed that his or her FundSuiteArc account has been successfully created and that he or she can now log into FundSuiteArc using the e-mail address and new password provided.
2. A *Forgot your password?* link was added to the <https://sso.fundsuitearc.com> login page.
 - a. When a user needs to reset his or her password (for example, if he/she forgot it), he or she can click the *Forgot your password?* link to initiate the password reset process.



- b. The user enters the username (*i.e.*, e-mail address) associated with his or her FundSuiteArc profile, and then clicks the **OK** button.
 - c. The user will receive an e-mail message with instructions on how to proceed.
3. Users in a DFS-managed SSO domain can now change their password or their security question and/or answer via corresponding menu items on the platform landing page, following login to FundSuiteArc.
- a. *Change Security Question/Answer*
 - i. Clicking the item causes the **Change Security Question/Answer** page to open in a new tab of the current browser window.
 - b. *Change Password*
 - i. Clicking the item causes the **Change Password** page to open in a new tab of the current browser window.
4. Several changes were made to the *Detail* section of the **Users** page to accommodate Single Sign-on functionality.

First Name:	<input type="text" value="Jane"/>	Last Name:	<input type="text" value="Doe"/>
Title:	<input type="text" value="Test Engineer"/>	Email:	<input type="text" value="jdoe@email.com"/>
		Phone Number:	<input type="text" value="5555555555"/>
<input type="checkbox"/> System Administrator <input type="checkbox"/> Must Change Password <input type="checkbox"/> Disable User <input checked="" type="checkbox"/> User from			

- a. The **User Name** text box was removed (now obsolete).
- b. The **Email** field is now mandatory; when a new user is created a valid, unique e-mail address must be provided for that user.
- c. A **User from Trusted System** check box was added. This check box is selected when a given user account is governed by the client's own network team.
- d. A welcome e-mail message is sent to a new user upon account creation.
 - i. For users in a DFS-managed SSO domain, the message will contain a link that guides him or her to the **Set Password** page, where he/she can specify an account password and security question/answer; users in a client-managed SSO domain will establish account security questions, etc. through their own network team, as required.

Additional Information

The IP address of the new <https://sso.fundsuitearc.com> URL is **162.27.56.208**. Users whose IP address access is restricted must request that **162.27.56.208** be included in their list of trusted sites.

Process Changes

Users must now log into FundSuiteArc via a new URL (<https://sso.fundsuitearc.com>). Once a given user is logged in, any DFS applications that have his/her user profile (*i.e.*, `<name>@<domain>`) set up will not require that user to log in again during any given session.

Clients can choose to set up trust relationships with DFS to manage their user accounts internally, rather than have those accounts managed through DFS.

Note:

All DFS staff will be deemed to be trusted users, whose password will match their corporate e-mail login.



[Demonstration video](#)

2. Security identifiers moved from Security/Investment Master library to Security Libraries

DFS ID: 147441

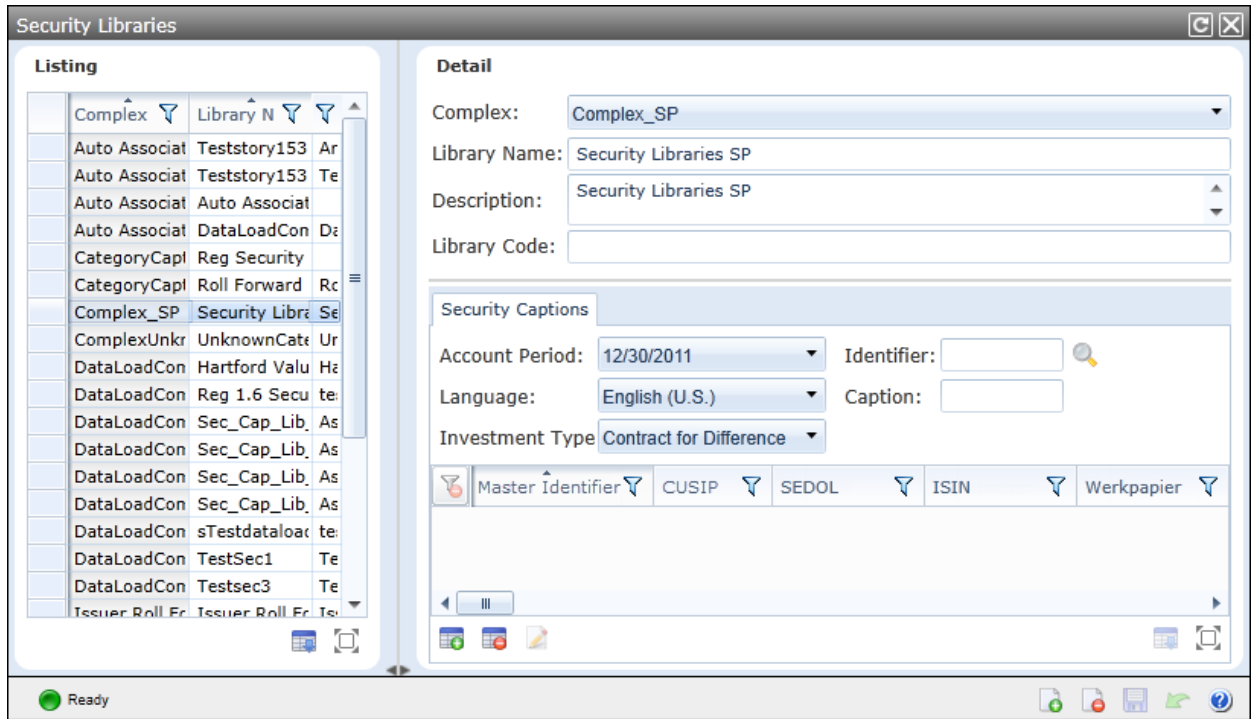
Overview

In previous versions of FundSuiteArc, all security identifier information (*i.e.*, *CUSIP*, *SEDOL*, *ISIN*, *Werkpapier*, *Valoren* and *Custom Identifier*) was stored in the global Security/Investment Master library, meaning that any changes to this information impacted all funds within a given environment. Beginning with version 2.7.0, security identifier information is stored at the security library level. The *Master Identifier* value, and a general *Security Caption* will remain the only information stored at the security/investment master library level.

What's New

The following areas of FundSuiteArc were updated in conjunction with the movement of security identifier information from the security/investment master library level to the security library level:

1. **Security Libraries** page, *Security Captions* tab



- a. The *CUSIP*, *SEDOL*, *ISIN*, *Werkpapier*, *Valoren* and *Custom Identifier* columns were made editable.
 - b. The *Master Identifier* column was moved to the leftmost position in the grid.
2. **Security Libraries** page, *Security Captions* tab, **Add/Edit Security Caption** dialogue
- a. The *CUSIP* read-only field was replaced with a *Master Identifier* field.
 - b. The *CUSIP*, *Custom Identifier*, *SEDOL*, *ISIN*, *Werkpapier* and *Valoren* columns were removed from the *Listing* grid.
 - c. The *Identifier* text box logic was updated to search in only the *Master Identifier* field.
3. **Security/Investment Master** page
- a. The *CUSIP*, *Custom Identifier*, *SEDOL*, *ISIN*, *Werkpapier* and *Valoren* columns were removed from the *Listing* grid.
 - b. The *CUSIP*, *Custom Identifier*, *SEDOL*, *ISIN*, *Werkpapier* and *Valoren* text boxes were removed from the *Identifiers* section.

4. **Fund Holdings** page, *Holdings* tab
 - a. The *CUSIP*, *Custom Identifier*, *SEDOL*, *ISIN*, *Werkpapier* and *Valoren* columns were removed from the *Listing* grid on the **Search and Select a Security** dialogue.
 - b. The *Identifier* text box logic on the **Search and Select a Security** dialogue was updated to search in only the *Master Identifier* field.
 - c. Logic for the *CUSIP*, *Custom Identifier*, *SEDOL*, *ISIN*, *Werkpapier* and *Valoren* fields was updated to pull values from the Security Library, and the corresponding grid cells are editable.
5. **Global Holdings Review** page
 - a. Logic for the *CUSIP*, *Custom Identifier*, *SEDOL*, *ISIN*, *Werkpapier* and *Valoren* fields was updated to pull values from the Security Library, and the corresponding grid cells are editable.
6. **Holdings Load Profiles** page and **Holdings Import** dialogue
 - a. The *Security/Investment Master Identifiers* check box section was moved from the *Security Balance* tab to the *Security Captions* tab and was renamed to *Security Identifiers*.
7. **Portfolio Statement Templates** page (templates of type *Condensed*), *Statement Detail* tab, *Condensed* sub-tab, **Add Inclusion Type** dialogue
 - a. The *CUSIP*, *Custom Identifier*, *SEDOL*, *ISIN*, *Werkpapier* and *Valoren* columns were removed from the *Listing* grid.
 - b. The *Identifier* text box logic was updated to search in only the *Master Identifier* field.
8. **Portfolio Statement Template Output Settings** page, *Data Points* tab (*Security* type)
 - a. The *CUSIP Max* and *CUSIP Min* data points were removed, and the *Master Identifier* data point was added.
9. **Abbreviation Libraries** page, *Abbreviations* tab, **Abbreviation Exclusions** dialogue, **Search and Select a Security** dialogue
 - a. The *CUSIP*, *Custom Identifier*, *SEDOL*, *ISIN*, *Werkpapier* and *Valoren* columns were removed from the *Listing* grid.
 - b. The *Identifier* text box logic was updated to search in only the *Master Identifier* field.

Additional Information

- The Holdings Data Extract export file was updated to match the updated Holdings data import file structure and format.
- The Same Security Prior Period Report was updated to pull *CUSIP*, *Custom Identifier*, *SEDOL*, *ISIN*, *Werkpapier* and *Valoren* values from the Security Library.
- The Securities Audit Report was updated to track changes to *CUSIP*, *Custom Identifier*, *SEDOL*, *ISIN*, *Werkpapier* and *Valoren* values from the Security Library.

Process Changes

No changes to current processes are required.

3. New holdings fields for Form N-PORT filing

DFS ID: 152627

Overview

In anticipation of the new Form N-PORT filing, 54 new holdings fields were added to FundSuiteArc.

What's New

As part of the development for Form N-PORT, 54 new holdings fields were added to FundSuiteArc for use in various areas of the application. Please refer to the **Appendix A: Form N-PORT Holdings Fields** section (page 116), which offers information about each field and the availability of each for use throughout the application.

1. Five of the new Form N-PORT fields are automatically calculated by FundSuiteArc.
 - a. *Change in Unrealized Value (calculated)*
 - i. Calculated as: Ending unrealized value - Beginning unrealized value
 - b. *Net Shares Activity (calculated)*
 - i. Calculated as: Shares - Shares (Prior)
 - c. *Net Shares Sold (calculated)*
 - i. Calculated as: (Shares - Shares (Prior)) + Shares Purchased
 - d. *Net Market Value of Shares Activity*
 - i. Calculated as: (Market Value - Market Value (Prior)) - Income
 - e. *Net Market Value of Shares Sold*
 - i. Calculated as: (Market Value - Market Value (Prior)) - (Income + Market Value of Shares Purchased)

2. Functionality was added to the *Data Import File Structures* topic of the FundSuiteArc online Help system that allows users to include item number information for Form N-MFP and/or Form N-PORT in the field listing for any given FundSuiteArc data import (the topic can be accessed by navigating to **Help Topics > Loading Data > Data Import File Structures** in the Table of Contents of the Help system).

To view an import file structure:

1. Specify the filing form(s) for which you wish to see information, if any (if no check boxes are selected, no filing information will be displayed).

N-MFP N-PORT

2. Click the link representing the import below.

- a. Two check box options were added to the topic content, for Form N-MFP and Form N-PORT, respectively.
 - i. Selecting a check box will cause filing item number information for the form it represents to be displayed when the link on the page for any given import is clicked.

Process Changes

No changes to current processes are required.

4. Missing Output Settings Report: Additional tabs and information

DFS ID: 100992

Overview

The Missing Output Settings Report was modified to include a tab showing all the output settings for each template that was included in the report filter.

What's New

1. The name of the first tab in the report output file was changed from *Sheet1* to *Summary*.
 - a. The contents of this tab still represent an exception-based report, meaning only rows that have no output settings will be shown thereon.
2. After the *Summary* tab, one tab per statement template that was included in the report will be shown.

Line Type	Caption	Column 1	Column 2
ColumnHeader	Column Header	Financial Assets and Liabilities measured at fair value	
ColumnHeader	Column Header	<softreturn><FundName>	
ColumnHeader	Column Header		<Column Header 1>
GroupHeader	Group - Fair Value Type	<Caption>	
CategoryHeader	Security Investment Type	<Caption>	<Market Value Level 1>
Security	Security		
CategoryTotal	Total Security Investment Type		
GroupTotal	Total Group - Fair Value Type	<Caption>	<Market Value Level 1>
TotalInvestments	Total Investments	<Caption>	<Market Value Level 1>

- a. Each tab displays the following data columns:
 - i. *Line Type*
 - A. Displays the statement line type.

- ii. *Caption*
 - A. Displays the name of the line item, as seen on the **Portfolio Statement Template Output Settings** or **Financial Statement Template Output Settings** page.
- iii. *Column 1 - Column <n>*
 - A. One column is displayed for each column defined in the statement template.
 - B. For portfolio statement templates that contain multiple tables, the output file will display columns for largest number of columns across all tables.
 - C. Displays the (unevaluated) data point(s) and/or literal(s) mapped to the column for the statement line item.
 - D. If no items are mapped to the column, the background color of the cell is light red.

Process Changes

Users can use the modified report to review the output settings of all the templates on their project. This could be used as part of their production review process prior to creating the first draft of the project.



[Demonstration video](#)

5. Master Identifier search option for Securities Audit Report

DFS ID: 99559

Overview

The **Securities Audit Report** page was enhanced to include a *Master Identifier* field search option, in addition to the existing *CUSIP* and *All* options. This feature was added for usability purposes, as holdings are not required to populate the *CUSIP* field, whereas a *Master Identifier* value is required.

What's New

1. The previously-named *CUSIP* section at upper-right of the **Securities Audit Report** page was renamed *Security Identifier*, given that users can now narrow report results by searching on more than just the *CUSIP* value of a given security.
 - a. The previously-named *Specify* option button and associated text box was renamed *CUSIP*.
 - b. A *Master Identifier* option button and associated text box were added. If the option button is selected, report results are limited to securities whose *Master Identifier* value contains the text string specified by the user.
2. The previously-named *CUSIP* column in the results grid of the **Securities Audit Report** page was renamed *Security Identifiers* to denote that a comma-delimited list of identifier values for a given security are displayed in the column (*i.e.*, *CUSIP*, *Custom Identifier*, *SEDOL*, *ISIN*, *Werkpapier* and *Valoren*); not only the *CUSIP* value.

Process Changes

Users are now able to search for securities based on the *Master Identifier* value, rather than *CUSIP*, allowing them to search for unique securities.

6. Ability to span column header cells in portfolio statement template output settings

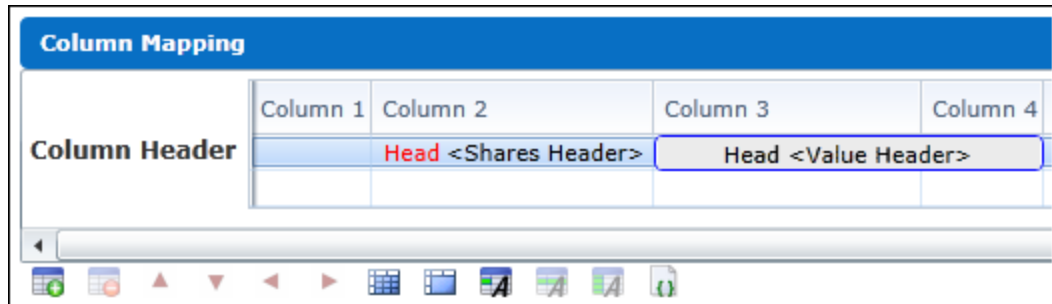
DFS ID: 152440


Overview

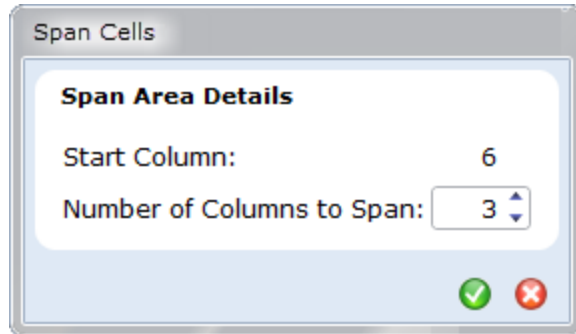
Users can now span cells within column header rows on the **Portfolio Statement Template Output Settings** page.

What's New

Cell spanning functionality in the *Mapping* grid of the **Portfolio Statement Template Output Settings** page is now available for column header rows.



1. Consistent with cell spanning functionality for standard rows in the *Mapping* grid of the **Portfolio Statement Template Output Settings** page, the *Span cells* button () is now enabled when selecting a cell within a row of type *Column Header*.
 - a. Clicking the button causes the **Span Cells** dialogue to display, through which the user can specify the number of columns to span.



2. Selecting any existing spanned set of cells in a column header row causes the *Remove span* button (🗑️) to become enabled.

Process Changes

For portfolio statement templates that require spanning within the column header, users should use the new inbuilt functionality, rather than having the span be done within the output template.

7. Ability to associate text libraries with fund groups





DFS ID: 43969

Overview

Users can now associate text libraries with a specific fund group.

What's New

1. A *Fund Group* column was added to the *Listing* grid of the **Text Libraries** page.

	Complex 	Library N 	Description 	Fund Group 
>	American Fu	1 Master Frc	1 Master Front	[All]
	American Fu	2 NTF - Sing	2 NTF - Single	American Funds Insurance Series
	American Fu	3 Master Foc	3 Master Footn	[All]
	American Fu	4 NTF - FOF	4 NTF - FOFs	Target Date Funds
	American Fu	5 NTF - TEX	5 NTF - TEX & I	Tax Exempt Funds MD/VA
	American Fu	6 NTF - AFIS	6 NTF - AFIS &	Tax Exempt Funds

Note:

Any pre-existing text libraries will display *[All]* in the new column upon database update to version 2.7.0, given that they are not associated with any specific fund group.

2. A *Fund Group* drop-down list was added to the *Detail* section at right of the **Text Libraries** page, by means of which the user can specify the fund group with which to associate any given text library.

Detail [Style Guide](#)

Complex:

Fund Group:

Production Team:

Library Name:

Description:

Process Changes

No changes to current processes are required.

8. "Rounded to Zero Negative Display" option for portfolio statement template output settings

DFS ID: 143168

Overview

In previous versions of FundSuiteArc, the *Rounded to Zero* setting for numeric values in a portfolio statement was applied to any value that rounded to zero, irrespective of whether the raw value was positive or negative. A new *Rounded to Zero Negative Display* setting allows users to designate a distinct format for negative raw numeric values that round to zero, if desired.

What's New

1. Settings on the *Format Items* tab of the **Portfolio Statement Template Output Settings** page were updated (for numeric-type items only), as detailed below.
 - a. A *Rounded to Zero Negative Display* drop-down list was added to allow users to designate the format to be used when a negative raw value rounds to zero.
 - b. The existing *Negative Display* drop-down list and associated *Display positive/negative values as negative/positive* check box were moved above the existing *Rounded to Zero Display* drop-down list.
2. The *Rounded to Zero Negative Display* setting designated for any items in a given template will be included in portfolio statement template export/import/copy operations.
3. The Portfolio Statement Template Output Settings Audit Report now supports tracking of the *Rounded to Zero Negative Display* setting.

Additional Information

Upon database update to version 2.7.0, *Parentheses* will be the default *Rounded to Zero Negative Display* selection specified for any numeric-type items mapped to existing portfolio statement templates.

Process Changes

The *Rounded to Zero negative Display* should be used, rather than an output rule, for disclosures that require a distinct output format for negative values and positive values that are rounded to zero.



[Demonstration video](#)

9. Changes to "(none)" portfolio statement category footing logic

DFS ID: 149785

Overview

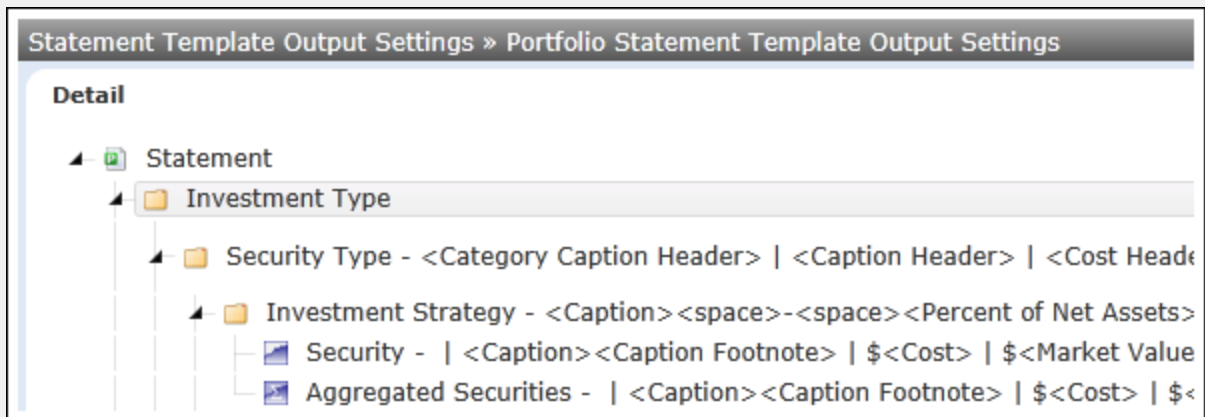
Portfolio footing logic was updated to accommodate a specific scenario where referenced but unmapped categories caused potential footing inconsistencies, if the categorization was not specifically set via the **Fund Holdings** page.

What's New

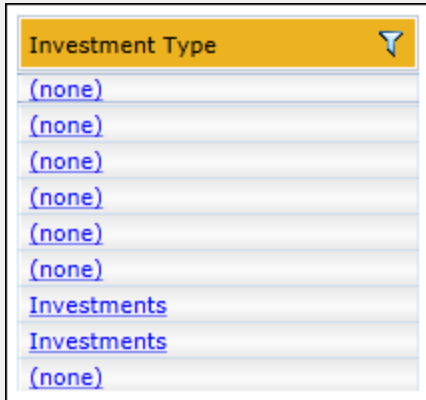
Portfolio statement footing logic was updated to accommodate unpopulated holdings category fields which are referenced, but unmapped within a given statement.

Example:

- The *Investment Type* category is referenced but unmapped within the output settings for a given portfolio statement.



- The *Investment Type* column contains unpopulated entries on the *Holdings* tab of the **Fund Holdings** page.



In previous application versions, this setup could potentially result in displayed calculated values that did not foot correctly. In version 2.7.0, calculated displayed values will foot appropriately.

Process Changes

No changes to current processes are required.

10. NMFP-2: <moneyMarketFundCategory> changes to accommodate multiple responses

DFS ID: 170421

Overview

On February 13, 2017, the SEC released Draft N-MFP2 XML Technical Specification version 2.0, effective March 13, 2017. FundSuiteArc was enhanced to accommodate the changes made within the latest version of the specification. The NMFP-2 schema will be updated to allow for multiple instances of the *moneyMarketFundCategory* N-MFP2 XML element. Please note that per SEC guidance, the only acceptable combination of multiple-category assignments is *Exempt Government* and *Treasury*.

What's New

The following application updates were made to support the change to the NMFP-2 schema with respect to the *moneyMarketFundCategory* XML element:

1. The *Category* drop-down list on the *Filings Info* tab of the **Funds** page was replaced with a set of *Assigned Categories/Available Categories* list boxes to allow for multiple category assignments to any given fund.
 - a. Upon database update to version 2.7.0, the existing category assignment for each fund will display in the new *Assigned Categories* list box of the page.
 - b. After database update to version 2.7.0, users will have the ability to assign additional categories to any given fund by dragging-and-dropping any/all of the categories in the *Available Categories* list box to the *Assigned Categories* list box.
2. The *NMFPCategory* column was removed from the source file template for the Funds data import.

Process Changes

No changes to current processes are required.

11. Fund picker enhancements

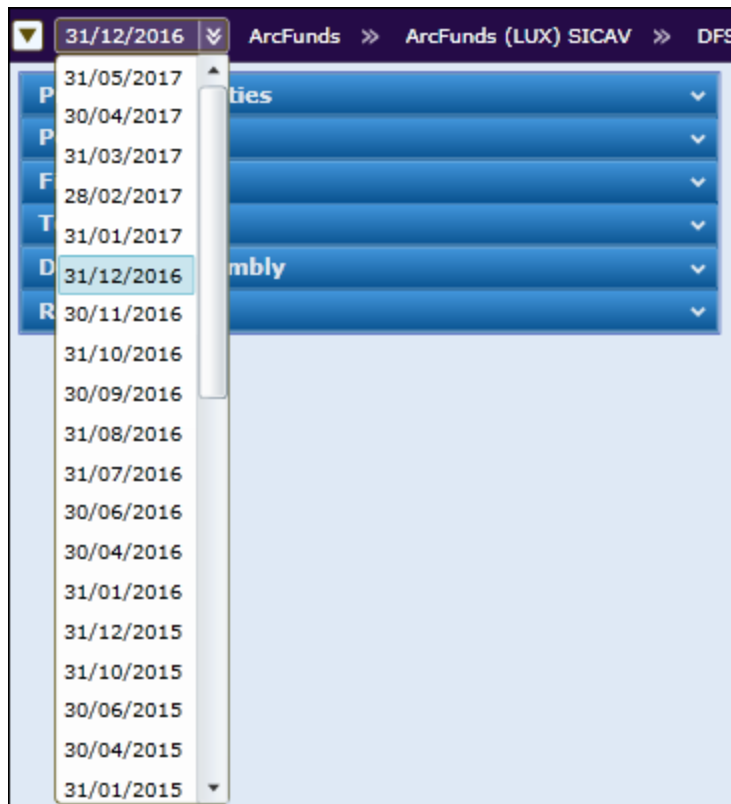
DFS ID: 177197 (additional enhancement released on June 10th)

Overview

The fund picker control at upper-left of the application window was redesigned to improve performance and give the user a better overall experience.

What's New

The behavior of the fund picker control was enhanced to improve performance, as detailed below.



1. The leftmost drop-down list now contains all account periods that are associated with the database in which the user is currently working.

2. This user's local system setting will now define the format of the date in the account period drop-down list.

Process Changes

No changes to current processes are required.



Enhancements to ArcReporting

The following section lists enhancements in this product release that pertain specifically to the ArcReporting product.



1. Financial workbook template enhancements

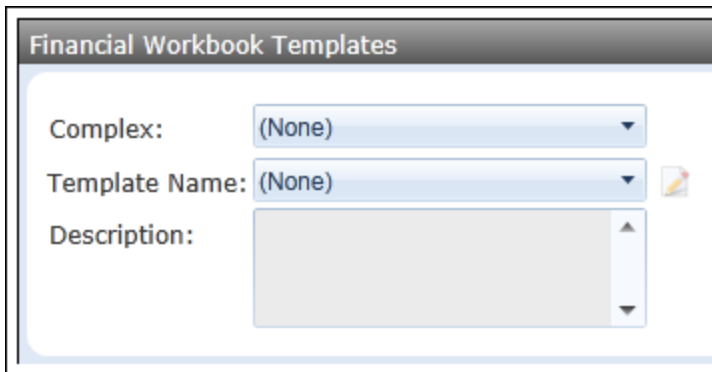
DFS ID: 63663

Overview

The **Financial Workbook Templates** page was redesigned to improve performance and give the user a better overall experience.

What's New

1. The *Listing* pane, formerly at left of the **Financial Workbook Templates** page, was removed and the *Detail* pane was expanded to occupy the entire width of the page.
2. The existing *Complex*, *Template Name* and *Description* fields were moved to the top of the **Financial Workbook Templates** page, and the behavior of the *Complex* and *Template Name* controls was modified such that they now serve to filter and identify the workbook template content displayed in the various tabs in the lower portion of the page.



The screenshot shows a window titled "Financial Workbook Templates". Inside the window, there are three filter controls: a "Complex:" dropdown menu with "(None)" selected, a "Template Name:" dropdown menu with "(None)" selected and a small edit icon to its right, and a "Description:" text area with a vertical scrollbar.

- a. *Complex* drop-down list
 - i. The default selection is *(None)* when the page is opened.
 - ii. Users can specify the complex associated with the template whose data they wish to view/edit.

- b. *Template Name* drop-down list
 - i. The default selection is *(None)* when the page is opened.
 - ii. Users can specify the template whose data they wish to view/edit.

Note:

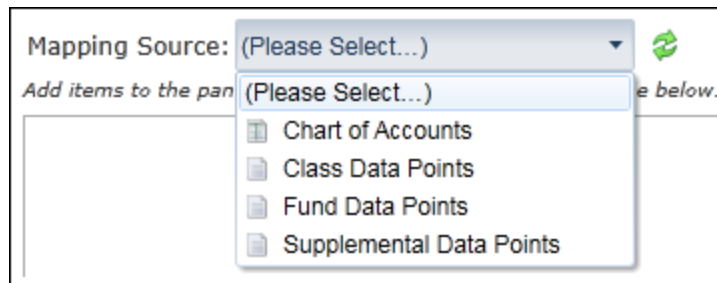
Users must specify a *Complex* selection before specifying a *Template Name* selection.

- c. *Description* text box
 - i. The text box is read-only and displays the description associated with the specified workbook template, if any.
 - d. An *Edit* button was added at right of the *Template Name* drop-down list.
 - i. After a complex and template are specified in their respective drop-down lists, the user can click the *Edit* button to make edits to the *Template Name* and/or *Description* values of the specified template, as needed.
3. The existing *Financial Statement Template Usage Report* link was moved from the *Listing* pane to the top of the **Financial Workbook Templates** page.
 - a. By default, the link is disabled until the user specifies a complex and workbook template.
 - b. Clicking the link opens the **Financial Statement Template Usage Report** page, with that report's *Complex* and *Financial Workbook Template* search criteria fields pre-populated accordingly.
 4. The behavior of controls on each of the tabs in the lower portion of the **Financial Workbook Templates** page was enhanced to improve performance, as detailed below. The data displayed in any given tab is associated with the *Complex* and *Template Name* specified in the upper portion of the page.
 - a. *Trial Balance Definitions* tab
 - i. A single *Trial Balance Definitions* tab now replaces what had been distinct tabs for each existing definition in the workbook template.
 - A. A *Definition* drop-down list on the tab is used to select the desired trial balance definition for viewing/editing.
 1. *(Please Select...)* is the default selection, such that no data is loaded when initially selecting the tab.

Note:

Once a given *Definition* selection is specified, the selection is retained if the user navigates to another tab of the page.

- ii. The four sub-tabs in the right pane of the tab (i.e., *Chart of Accounts*, *Class Data Points*, *Fund Data Points* and *Supplemental Data Points*) were replaced with a *Mapping Source* drop-down list, which contains selections representing each of the former sub-tabs.



- A. Once a user selects a mapping source from the drop-down list, the available items load in the pane below the drop-down list, and can be mapped to the trial balance definition at left, as needed.

b. *Calculation Sheets* tab

- i. *(Please Select...)* was added as the default selection in the existing *Sheet* drop-down list, such that no data is loaded when initially selecting the tab.

Note:

Once a given *Sheet* selection is specified, the selection is retained if the user navigates to another tab of the page.

- ii. The four sub-tabs in the right pane of the tab (i.e., *Class Data Points*, *Financial Workbooks*, *Fund Data Points* and *Supplemental Data*) were replaced with a *Mapping Source* drop-down list, which contains selections of the types in each of the former sub-tabs.

- A. Once a user selects a mapping source from the drop-down list, the available items load in the pane below the drop-down list, and can be mapped to the calculation sheet at left, as needed.

c. *Financial Statement Templates* tab

- i. *(Please Select...)* was added as the default selection in the existing *Template* drop-down list, such that no data is loaded when initially selecting the tab.

Note:

Once a given *Template* selection is specified, the selection is retained if the user navigates to another tab of the page.

- ii. *Definition* sub-tab, *Available Items* sub-tab

- A. *(Please Select...)* was added as the default selection in the existing *Trial Balance / Calculation Sheet / Extras* drop-down list, such that no data is loaded when initially selecting the tab.
- B. A *Refresh data* button was added at right of the existing *Trial Balance / Calculation Sheet / Extras* drop-down list.
 - 1. Clicking the button causes the selections in the drop-down list to be refreshed, as well as any currently-selected entity details.

d. *Proofing and Reasonability Checks* tab (*Proofing* view)

- i. The five sub-tabs in the right pane of the tab (*i.e.*, *Class Data Points*, *Fund Data Points*, *Financial Statement Templates*, *Financial Workbooks* and *Supplemental Data*) were replaced with a *Mapping Source* drop-down list, which contains selections of the types in each of the former sub-tabs.
 - A. Once a user selects a mapping source from the drop-down list, the available items load in the pane below the drop-down list, and can be mapped to any defined proofing group at left, as needed.

5. A *Details* section and related fields were added to the **Create Financial Workbook Template** dialogue in association with the existing *Blank Template* option button.

The screenshot shows a dialog box titled "Create Financial Workbook Template". At the top, there is a radio button labeled "Blank Template" which is selected. Below this, there is a section titled "Details" containing three input fields: "Complex" with a dropdown menu showing "Capital Complex", "Template Name" with a text box containing "Capital Funds -- Working Trial Balance Definition", and "Description" with a text box containing "Capital Funds -- Working Trial Balance Definition".

- a. The user now specifies the *Complex*, *Template Name* and *Description* (optional) of a new workbook template during its creation.

Process Changes

No changes to current processes are required.



[Demonstration video](#)

2. Financial workbook year-to-date calculations

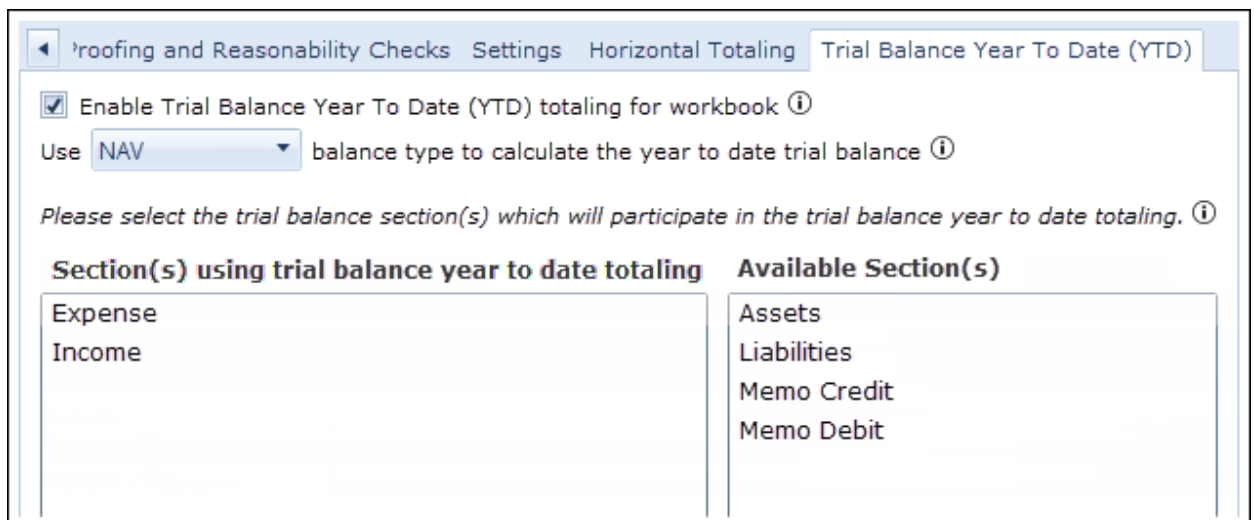
DFS ID: 147449

Overview

Trial balances can now be loaded at any frequency throughout a reporting period and year-to-date values will be calculated from these interim balances. This allows users to load *Income* and *Expense* accounts on a monthly basis, and calculate the period-end values within the financial workbook.

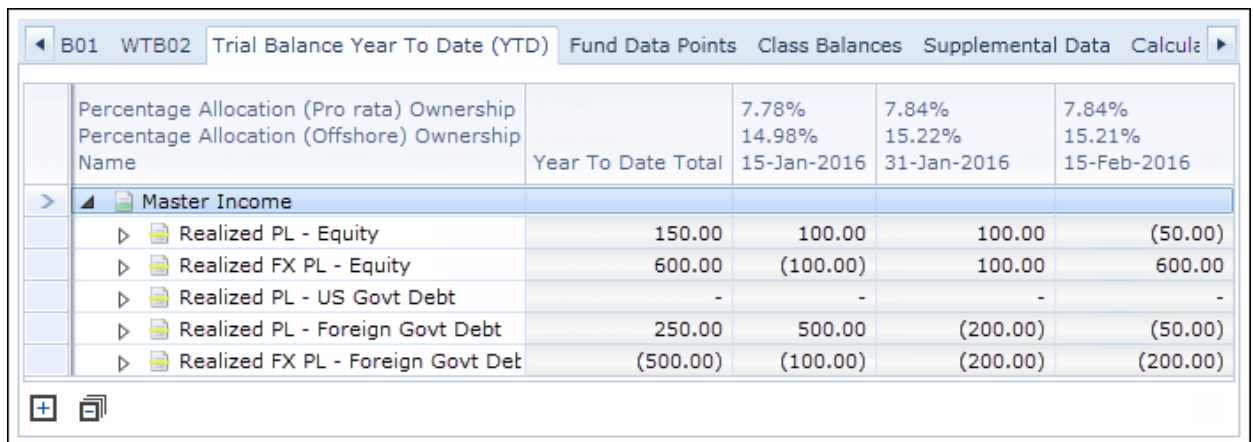
What's New

1. A *Trial Balance Year To Date (YTD)* tab was added to the **Financial Workbook Templates** page.



- a. An *Enable Trial Balance Year To Date (YTD) totaling for workbook* check box is displayed at upper-left of the tab.
 - i. When the check box is selected, trial balance year to date totaling logic will be applied for the workbook, and the remainder of the controls on the tab (whose settings are utilized) are enabled.
 - ii. When the check box is cleared, trial balance year to date totaling will not be applied for the workbook, and the remainder of the controls on the tab are disabled.

- b. A *Use the <drop-down list> balance type to calculate the year to date trial balance* label is displayed beneath the *Enable Trial Balance Year To Date (YTD) totaling for workbook* check box.
 - i. The drop-down list is only enabled when the *Enable Trial Balance Year To Date (YTD) totaling for workbook* check box is selected.
 - ii. Available drop-down list selections are all balance types in the current environment, excluding the *Default* balance type.
 - c. A set of list boxes is displayed on the tab. One or more sections can be designated for use in year-to-date totaling by means of a drag-and-drop action from one list box to the other.
 - i. The *Section(s) using trial balance year to date totaling* list box is at left of the tab.
 - ii. The *Available Section(s)* list box is at right of the tab.
 - A. The list box contains a listing of all trial balance sections in the current financial workbook template, excluding *Net Investment Income*, *Total Net Assets (A-L)* and *Total Net Assets (Capital)*.
 - iii. The list boxes are only enabled when the *Enable Trial Balance Year To Date (YTD) totaling for workbook* check box is selected.
2. A *Trial Balance Year To Date (YTD)* tab was added to the **Financial Workbook** page.



		7.78%	7.84%	7.84%
		14.98%	15.22%	15.21%
Percentage Allocation (Pro rata) Ownership	Year To Date Total	15-Jan-2016	31-Jan-2016	15-Feb-2016
Percentage Allocation (Offshore) Ownership				
Name				
> Master Income				
▶ Realized PL - Equity	150.00	100.00	100.00	(50.00)
▶ Realized FX PL - Equity	600.00	(100.00)	100.00	600.00
▶ Realized PL - US Govt Debt	-	-	-	-
▶ Realized PL - Foreign Govt Debt	250.00	500.00	(200.00)	(50.00)
▶ Realized FX PL - Foreign Govt Det	(500.00)	(100.00)	(200.00)	(200.00)

- a. The tab displays only if the *Enable Trial Balance Year To Date (YTD) totaling for workbook* check box is selected for the workbook's template.

- b. A grid on the tab displays all sections, sub-sections and items specified on the workbook template's *Trial Balance Year To Date (YTD)* tab.
 - i. Sections, sub-sections and items are all expandable and collapsible.
 - ii. Values displayed in the grid are the raw, *None/All* values of all items.
- c. Sections
 - i. A total line for each section is displayed beneath the rows for that section, except for *Total Net Assets (A-L)*, *Total Net Assets (Capital)* and *Net Investment Income* sections, which represent built-in *formula* sections. These will display only one row on the trial balance (with totals displayed in that row).
- d. Sub-Sections
 - i. A total line for each sub-section is displayed beneath the rows for that sub-section, if the *Calculate Total* option is selected for the sub-section via the *Trial Balance Definitions* tab of the **Financial Workbook Templates** page.
- e. Items
 - i. Items are broken out by the accounts or supplemental data which make them up.
 - A. General Ledger Accounts
 - 1. If an account has no balance, associated classes are displayed in rows beneath it, with zero (*0.0000*) values.
 - 2. Composite account values are shown at this level.
 - 3. The account code for the account is displayed in parentheses at right of the account name (e.g., *Cash (12345)*).
 - 4. Classes within a composite account are not displayed in the grid beneath the account.
 - B. Supplemental Data
 - 1. The supplemental data item is displayed by the supplemental data item name defined in the chart of accounts.
 - 2. If a given supplemental data item is fund-level, only one row will display.

3. If a given supplemental data item is class-level, a "composite" row will be displayed (similar to the fund-level row), and additional rows are displayed below for each class. The class-level rows will be displayed as `<class name>. <class code>`.
 - f. A total line is not displayed for items; the totals for any given item are displayed next to that item (in the same row).
 - g. The following columns are displayed in the grid, in the following order from left-to-right:
 - i. *Name*
 - A. Displays the name of the section/sub-section/trial balance item/account.
 - ii. *Year To Date Total*
 - A. Displays the sum of the values in columns 3 - n, for the balance type specified in the workbook's template, for any given row.
 - iii. `<account period in dd-mmm-yyyy format>`
 - A. One column is displayed for each account period for which data has been loaded, for the currently-selected fund, since its last fiscal year end. A column for the current account period is also displayed.

Examples:

- If the user loaded data for 6 trial balances within the 6-month period since the fund's year end, 6 columns of data would be displayed.
- If the user loaded data for 12 trial balances within the 6-month period since the fund's year end, 12 columns of data would be displayed.

3. Logic on the **Journal Entries** dialogue (invoked via the **Financial Workbook** page) was modified to prevent accounts contained in any section having year-to-date totaling enabled being dragged-and-dropped into the *Credit* or *Debit* grids when making journal entries in the *Default* balance set, if the *Enable Trial Balance Year To Date (YTD) totaling for workbook* check box is selected for the workbook's template.

4. The *Ending Balance* columns (raw, rounded and footed) on **Financial Workbook** page tabs representing working trial balances will be changed to *Ending/Year to Date Balance*, for financial workbooks whose template has *Trial Balance Year To Date (YTD)* functionality enabled.
 - a. For accounts that are part of the *Trial Balance Year To Date (YTD)*, the *Year To Date Total* value will be pulled into these columns.
 - i. The values will be pulled from the balance set that was assigned on the *Trial Balance Year To Date (YTD)*, and the final calculated values will be put into the *Default* value.
 - A. A value of *0.00* will display for the *Beginning Balance*, *Cumulative Credit* and *Cumulative Debit* columns, for accounts that participate in *Trial Balance Year To Date (YTD)*.
 - ii. The values will be rounded and footed per current behavior.
 - b. Calculation Sheets
 - i. The *Ending/Year to Date Balance* values will be used when the *Enable Trial Balance Year To Date (YTD) totaling* check box is selected for workbook's template.
 - ii. The *Ending/Year to Date Balance* values will be used for consolidation source logic when the *Enable Trial Balance Year To Date (YTD) totaling* check box is selected for workbook's template.

Additional Information

A *Trial Balance Year To Date (YTD)* worksheet was added to the Excel export file for the Financial Workbook Export.

Process Changes

Users who wish to calculate year-to-date values within ArcReporting can now do so by loading the data into the application at interim periods, and viewing the resulting *Year To Date Total* values via the **Financial Workbook** page.

3. Ability to determine allocations of profit and loss within master/feeder fund relationships

DFS ID: 147449

Overview

The economic allocations between master/feeder relationships can now be automated in ArcReporting, by leveraging the newly-introduced year-to-date calculations functionality. This allocation is done at a interim period basis (per the frequency that the trial balance is loaded) and is based off a calculated percentage of shareholder capital. See the **Financial workbook year-to-date calculations** section of this document for more information.

What's New

1. A **Master/Feeder (Income Reallocation)** section was added to the new **Trial Balance Year To Date (YTD)** tab of the **Financial Workbook Templates** page.



Master/Feeder (Income Reallocation)



Enable master fund income/expense allocation for workbook
(Use this calculation to 'allocate' the profit and loss components of the master fund down to the feeder funds that invested in it.)

Percentage Allocation (Pro rata)

(Percentage allocation is determined by dividing the 'Feeder fund - Investments in master' by the 'Master fund - Partnership capital'. Both values will be taken from the respective funds' default balance type.)

Click the 'Edit formula element' button to choose a trial balance or calculation sheet item for each component of the formula.



Master fund - Partnership capital ⓘ  



Feeder fund - Investments in master ⓘ  

Percentage Allocation (Offshore)

(Percentage allocation is determined by dividing the 'Offshore feeder - Investment in capital' by the 'Offshore feeder(s) - Sum of capital'. Both values will be taken from the respective funds' default balance type.)

Click the 'Edit formula element' button to choose a trial balance or calculation sheet item for each component of the formula.

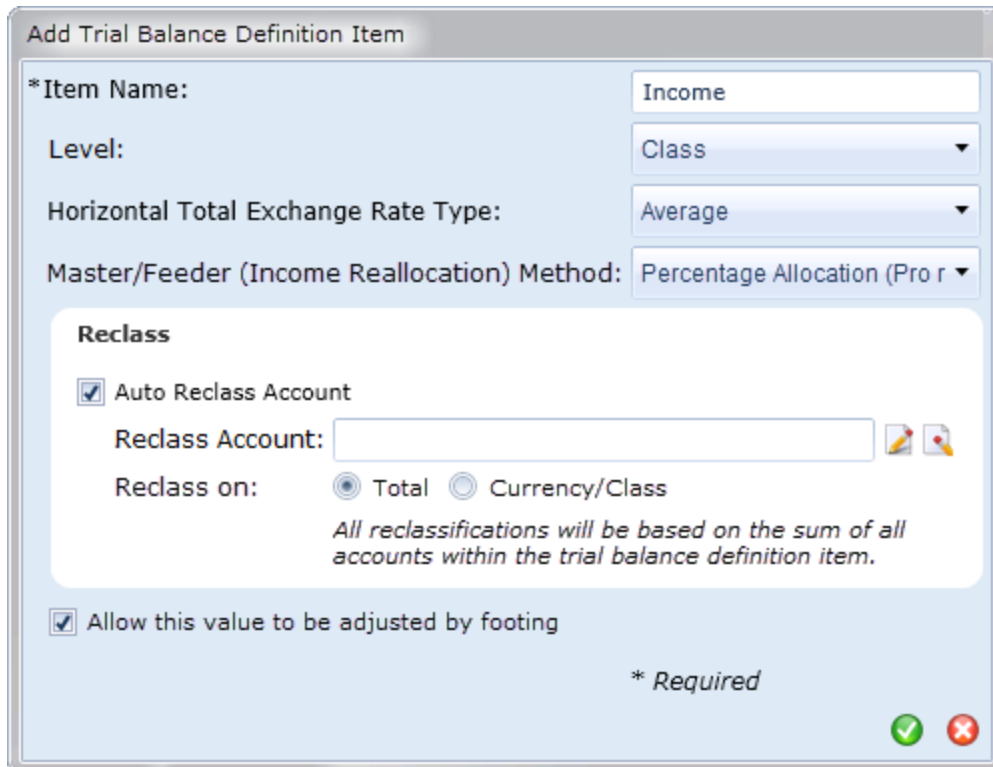
Offshore feeder(s) - Sum of capital ⓘ  

Offshore feeder - Investment in capital ⓘ  

- a. An **Enable master fund income/expense allocation for workbook** check box is displayed at upper-left of the section.

- i. The check box is only enabled when the *Enable Trial Balance Year To Date (YTD) totaling for workbook* check box is selected for the template.
 - A. When the check box is selected, master fund income/expense allocation logic will be applied for the workbook, and the remainder of the controls in the section (whose settings are utilized) are enabled.
 - B. When the check box is cleared, master fund income/expense allocation will not be applied for the workbook, and the remainder of the controls in the section are disabled.
- b. A *Percentage Allocation (Pro rata)* section is displayed beneath the *Enable master fund income/expense allocation for workbook* check box. Within the section there are two text boxes:
 - i. *Master fund - Partnership capital*
 - ii. *Feeder fund - Investments in master*
- c. A *Percentage Allocation (Offshore)* section is displayed beneath the *Percentage Allocation (Pro rata)* section. Within the section there are two text boxes:
 - i. *Offshore feeder(s) - Sum of capital*
 - ii. *Offshore feeder - Investment in capital*
- d. Each of the text boxes in the sections listed above is blank by default.
 - i. Users can specify the calculation sheet or trial balance definition to be included in the formula components via the *Edit formula element* button at right of each of the respective text boxes in the sections listed above.
 - ii. If no calculation sheet or trial balance definition item is mapped to any given component of the formula (*i.e.*, if its text box is blank), a value of 0 is returned for that component.

2. A *Master/Feeder (Income Reallocation) Method* drop-down list now displays on the **Add/Edit Trial Balance Definition Item** dialogue (invoked via the *Trial Balance Definitions* tab of the **Financial Workbook Templates** page), for templates in which the *Enable master fund income/expense allocation for workbook* check box is selected.



- a. Available drop-down list selections are the following:
 - i. *Percentage Allocation (Pro rata)* (default selection)
 - ii. *Percentage Allocation (Offshore)*

3. The newly-added *Trial Balance Year To Date (YTD)* tab on the **Financial Workbook** page displays percentage allocation information, as detailed below, if the *Enable master fund income/expense allocation for workbook* check box is selected for a given workbook's template.

◀ B01 WTB02 Trial Balance Year To Date (YTD) Fund Data Points Class Balances Supplemental Data Calc: ▶					
	Percentage Allocation (Pro rata) Ownership		7.78%	7.84%	7.84%
	Percentage Allocation (Offshore) Ownership		14.98%	15.22%	15.21%
Name	Year To Date Total		15-Jan-2016	31-Jan-2016	15-Feb-2016
> ▲ Master Income					
▶ Realized PL - Equity	150.00	100.00	100.00	100.00	(50.00)
▶ Realized FX PL - Equity	600.00	(100.00)	100.00	100.00	600.00
▶ Realized PL - US Govt Debt	-	-	-	-	-
▶ Realized PL - Foreign Govt Debt	250.00	500.00	(200.00)	(200.00)	(50.00)
▶ Realized FX PL - Foreign Govt Det	(500.00)	(100.00)	(200.00)	(200.00)	(200.00)

- a. The following additional column header values are displayed above the *Name* value:
 - i. *Percentage Allocation (Pro rata) Ownership*
 - ii. *Percentage Allocation (Offshore) Ownership*
- b. The value displayed for each account period for which data has been loaded for the currently-selected fund, since its last fiscal year end, is calculated according to the following logic:
 - i. If the current fund is the parent fund in fund relationship, or if the current fund is not in a fund relationship:
 - A. Displays the *Ending Balance (Raw)* value for the account period and balance type specified in the workbook's template.
 - ii. If the current fund is a child fund in fund relationship:
 - A. Displays the footed result of (<value of the account from the current fund's parent> * (<*Master/Feeder (Income Reallocation)*>)), for the balance type specified in the workbook's template.

c. The following additional column header values are displayed above the account period value, in each of the account period columns:

i. *<Percentage Allocation (Pro rata) Ownership value for the account period>%*

A. The value displayed is calculated according to the following logic:

1. If the current fund is the parent fund in fund relationship, or if the current fund is not in a fund relationship:

a. Displays *100.00%*.

2. If the current fund is a child fund in fund relationship:

a. Displays the result of $((\langle \text{value of } \textit{Feeder fund - Investments in master} \text{ from the current fund} \rangle) / (\langle \text{value of } \textit{Master fund - Partnership capital} \text{ from the current fund's parent} \rangle)) * 100$, for the default balance type.

ii. *<Percentage Allocation (Offshore) Ownership value for the account period>%*

A. The value displayed is calculated according to the following logic:

1. If the current fund is the parent fund in fund relationship, or if the current fund is not in a fund relationship:

a. Displays *100.00%*.

2. If the current fund is a child fund in fund relationship:

a. Displays the result of $((\langle \text{value of } \textit{Offshore feeder(s) - Sum of capital} \text{ from the current fund's parent} \rangle) / (\langle \text{value of } \textit{Offshore feeder - Investment in capital} \text{ from the current fund} \rangle)) * 100$, for the default balance type.

Additional Information

The Trial Balance Definitions Audit Report was modified to capture changes to the *Master/Feeder (Income Reallocation) Method* setting.

Process Changes

No changes to current processes are required.

4. Fair Value Level: Investments at Net Asset Value

DFS ID: 153803

Overview

An additional fair value level called *NAV* was added to ArcReporting for securities valued at net asset value.

What's New

The following areas of ArcReporting were updated to support the new *NAV* fair value level:

1. **Fund Holdings** page, *Holdings* tab
 - a. *NAV* was added to the possible link toggle selections for the *Fair Value Level* column of the grid.
2. Holdings data import/dataload
 - a. *NAV* was added as a valid value for the *FairValueLevel* field.
 - i. *Nav* and *nav* are also acceptable input values for the field.
3. **Financial Workbook Templates** page, *Calculation Sheets* tab, **Add/Edit Calculation Sheet Item** dialogue (items of type *Holdings*), **Add/Edit Formula Element** dialogue
 - a. *Market Value Level NAV* was added as a selection for both the *Value to sum* and *Value* drop-down lists, such that users can now specify it for formula elements of types *Holdings Category Maturity Range*, *Holdings Category Subtotal*, *Holdings Category* and *Holdings Detail*.
4. **Portfolio Statement Templates** page, *Statement Detail* tab
 - a. **Add Group Exception** dialogue (when a *Group* node is selected)
 - i. *Market Value Level NAV* was added as a selection in the *Value to sum* drop-down list.
 - b. *Calculations* sub-tab
 - i. The *Market Value Level NAV* field is now included in calculations, when *Fair Value* is the specified column name.
5. **Portfolio Statement Template Output Settings** page, *Data Points* tab
 - a. *Market Value Level NAV* was added to the list of mappable *Security*-type data points.

6. The following audit reports now track changes to the existing *Fair Value Level* field with respect to the new *NAV* value:
 - a. Same Security Prior Period Report
 - b. Securities Audit Report

Process Changes

Users can now automate their fair value level measurement for securities that are priced at net asset value. Below is an example of a disclosure that can now be automated in FundSuiteArc:

Fair value measurements at the end of the reporting period				
	Quoted prices in active markets for identical assets (Level 1)	Significant other observable inputs (Level 2)	Significant unobservable inputs (Level 3)	Total fair value
Common stock equities	\$1,000,000	\$500,000	—	\$1,500,000
Debt securities	—	\$500,000	\$500,000	\$1,000,000
Preferred stock	—	—	\$1,500,000	\$1,500,000
Hedge fund investments measured at NAV	—	—	—	\$1,000,000
Private equity fund investments measured at NAV	—	—	—	\$1,000,000
TOTAL	\$1,000,000	\$1,000,000	\$2,000,000	\$6,000,000

 [Demonstration video](#)

5. Fair value measurement: Calculation of transfers in and out of levels

DFS ID: 144765

Overview

Several new calculated data points were created to support requirements to disclose all significant transfers into and transfers out of each fair value hierarchy level. These new data points will be calculated automatically for any portfolio statements that have *Fair Value* calculations enabled, and will support transfers between levels at both the beginning and ending of periods.

What's New

1. The following data points are now available for mapping on the **Portfolio Statement Template Output Settings** page:
 - a. *Market Value (Transfer Level 1 from Level 2) [Beginning of Period]*
 - i. This will be calculated by comparing the securities with a level 1 and 2 in the current and prior periods, respectively. The value will be calculated by using the prior period value.
 - b. *Market Value (Transfer Level 1 from Level 2) [End of Period]*
 - i. This will be calculated by comparing the securities with a level 1 and 2 in the current and prior periods, respectively. The value will be calculated by using the current period value.
 - c. *Market Value (Transfer Level 2 from Level 1) [Beginning of Period]*
 - i. This will be calculated by comparing the securities with a level 2 and 1 in the current and prior periods, respectively. The value will be calculated by using the prior period value.
 - d. *Market Value (Transfer Level 2 from Level 1) [End of Period]*
 - i. This will be calculated by comparing the securities with a level 2 and 1 in the current and prior periods, respectively. The value will be calculated by using the current period value.

- e. *Market Value (Transfer Level 2 from Level 3) [Beginning of Period]*
 - i. This will be calculated by comparing the securities with a level 2 and 3 in the current and prior periods, respectively. The value will be calculated by using the prior period value.
 - f. *Market Value (Transfer Level 2 from Level 3) [End of Period]*
 - i. This will be calculated by comparing the securities with a level 2 and 3 in the current and prior periods, respectively. The value will be calculated by using the current period value.
 - g. *Market Value (Transfer Level 3 from Level 2) [Beginning of Period]*
 - i. This will be calculated by comparing the securities with a level 3 and 2 in the current and prior periods, respectively. The value will be calculated by using the prior period value.
 - h. *Market Value (Transfer Level 3 from Level 2) [End of Period]*
 - i. This will be calculated by comparing the securities with a level 3 and 2 in the current and prior periods, respectively. The value will be calculated by using the current period value.
2. The abovementioned data points are also now available in the *Value to sum* drop-down list (accessed on the **Add Formula Element** dialogue via the **Financial Workbook Templates** page) for calculation sheets of type *Holdings*, for the following formula element types:
- a. *Holdings Category Maturity Range*
 - b. *Holdings Category Subtotal*
 - c. *Holdings Category*
 - d. *Holdings Detail*

Additional Information

The abovementioned data points will only be calculated when the following conditions are met:

1. The *Fair Value* data point has been added to the primary portfolio statement (if pulling from primary) or the current portfolio statement (if not pulling from primary).
2. Prior period functionality has been activated on the primary portfolio statement (if pulling from primary) or the current portfolio statement (if not pulling from primary).

For derivative securities and other securities that use *Unrealized Value* to calculate the percentage of portfolio, the unrealized value will be used to calculate the data points. This setting is specified for the *Total Investments* line item

on the primary portfolio statement (if pulling from primary) or on the current portfolio statement (if not pulling from primary).

Process Changes

Users can now automate their transfers in and transfers out for notes to financials tables and notes referencing transfers values. Below is an example of a disclosure that can now be automated in FundSuiteArc:

The following table shows transfers between Level 1 and Level 2 of the fair value hierarchy:

Transfers In		Transfers Out	
Level 1 (\$)	Level 2 (\$)	Level 1 (\$)	Level 2 (\$)
—	235,765,378	235,765,378	—

Transfers between Level 1 and Level 2 are determined based on the fair value at the beginning

6. Fair value measurement: Calculation of significant unobservable inputs (Level 3) reconciliation

DFS ID: 144764

Overview

Several new calculated data points were created for fair value measurements using significant unobservable inputs (Level 3). These new data points support the creation of a Level 3 reconciliation table of the beginning and ending balances separately presenting changes during the period attributable to realized and unrealized values, purchases, sales, issuances, and settlements, and transfers in and/or out of Level 3. These new data points will be calculated automatically for any portfolio statements that have *Fair Value* calculations enabled, and will support transfers between levels at both the beginning and ending of periods.

What's New

1. The following data points are now available for mapping on the **Portfolio Statement Template Output Settings** page:
 - a. *Accrued Discounts/Premiums*
 - i. This is a loadable field.
 - b. *Change in Unrealized Value*
 - i. This is a loadable field.
 - c. *Change in Unrealized Value (calculated)*
 - i. This will be calculated by subtracting the *Unrealized Value* of the current period from the *Unrealized Value* of the current period.
 - d. *Market Value Level 3 (Prior)*
 - i. This is the value of the prior period level 3.

- e. *Market Value (Transfers into Level 3) [Beginning of Period]*
 - i. This will be calculated by comparing the securities within other levels and level 3 in the current and prior periods, respectively. The value will be calculated by using the prior period value.
 - f. *Market Value (Transfers into Level 3) [End of Period]*
 - i. This will be calculated by comparing the securities within other levels and level 3 in the current and prior periods, respectively. The value will be calculated by using the current period value.
 - g. *Market Value (Transfers out of Level 3) [Beginning of Period]*
 - i. This will be calculated by comparing the securities within level 3 and other levels in the current and prior periods, respectively. The value will be calculated by using the prior period value.
 - h. *Market Value (Transfers out of Level 3) [End of Period]*
 - i. This will be calculated by comparing the securities within level 3 and other levels in the current and prior periods, respectively. The value will be calculated by using the current period value.
 - i. *Realized Value*
 - i. This is a loadable field.
2. The abovementioned data points are also now available in the *Value to sum* drop-down list (accessed on the **Add Formula Element** dialogue via the **Financial Workbook Templates** page) for calculation sheets of type *Holdings*, for the following formula element types:
- a. *Holdings Category Maturity Range*
 - b. *Holdings Category Subtotal*
 - c. *Holdings Category*
 - d. *Holdings Detail*

Additional Information

The abovementioned data points will only be calculated when the following conditions are met:

1. The *Fair Value* data point has been added to the primary portfolio statement (if pulling from primary) or the current portfolio statement (if not pulling from primary).

2. Prior period functionality has been activated on the primary portfolio statement (if pulling from primary) or the current portfolio statement (if not pulling from primary).

For derivative securities and other securities that use *Unrealized Value* to calculate the percentage of portfolio, the unrealized value will be used to calculate the data points. This setting is specified for the *Total Investments* line item on the primary portfolio statement (if pulling from primary) or on the current portfolio statement (if not pulling from primary).

Process Changes

Users can now automate their reconciliation in significant unobservable inputs (Level 3) within the notes to financials. Below is an example of a disclosure that can now be automated in FundSuiteArc:

Level 3 Assets and Liabilities For the Year Ended 30 June 2015			
	Interest Rate Swaps - Assets	Interest Rate Swaps - Liabilities	Total
Balance, beginning of year	\$ 842,699	\$ (354,500)	\$ 488,199
Total net gains (losses) realized	814,682	(611,119)	203,563
Total net gains (losses) unrealized	(40,987)	(955,298)	(996,285)
Purchases	-	611,119	611,119
Sales	(814,682)	-	(814,682)
Transfers into Level 3	-	-	-
Transfers out of Level 3	-	-	-
Balance, end of year	\$ 801,712	\$ (1,309,798)	\$ (508,086)
Cumulative unrealized gains (losses) related to instruments still held at 30 June 2015	\$ 801,712	\$ (1,309,798)	\$ (508,086)
Change in unrealized gains (losses) related to instruments still held at 30 June 2015	\$ 801,712	\$ (1,309,798)	\$ (508,086)

7. Financial Workbook Template, Support for multiple "Holdings Detail" conditions

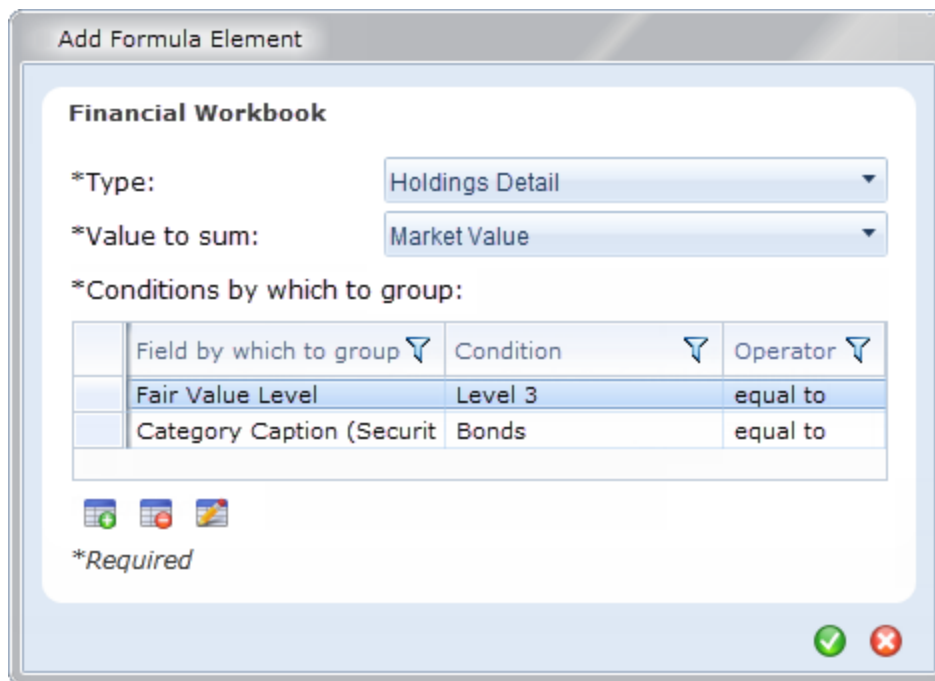
DFS ID: 144764

Overview

Users can now specify multiple conditions by which to group in calculation sheet item formula elements of type *Holdings Detail*.

What's New

The **Add Formula Element** dialogue (accessed via the *Calculation Sheets* tab of the **Financial Workbook Templates** page) was updated in several respects to allow for multiple conditions by which to group in elements of type *Holdings Detail*.



1. A *Conditions by which to group* grid was added to the dialogue, with associated *Add*, *Edit* and *Delete* controls.

Note:

If more than one row/condition is added to the grid, all the conditions must be met for the formula to return true (*i.e.*, each condition is a component of an *AND* statement).

2. The *Field by which to group*, *Operator* and *Condition* controls (designed for specifying only a single condition) were moved from the main **Add Formula Element** dialogue and placed on the **Add/Edit Conditions by which to Group** dialogue (invoked via the new *Add item to grid* button).

Process Changes

Users can now define multiple conditions based on holdings details to pull in values from a portfolio statement to a calculation sheet. For example, users can now pull in *Holdings Detail* values if the security has a counterparty of *Donnelley Financial Solutions* and has a fair value of *Level 3*.

8. Simplified horizontal total calculations for financial workbooks

DFS ID: 143166

Overview

An option to use a simplified formula for horizontal totals was introduced to calculation sheets. This new simplified formula allows users to pull pre-calculated horizontal total values between line items of different financial statement templates (e.g., from a *Statement of Operations* to a *Statement of Changes*), without having the *Horizontal Total* value recalculated or modified.

What's New

A *Use simplified formula for horizontal total* check box is now displayed at right of the *Horizontal Total Exchange Rate Type* drop-down list on the **Add/Edit Calculation Sheet Item** dialogue (invoked via the *Calculation Sheets* tab of the **Financial Workbook Templates** page).

Add Calculation Sheet Item to 'MySection' Section

Item Name:

Calculation Sheet Item Type: **Financial Workl** ▼

Rounding Level: **Use Workbook R** ▼ Horizontal Total Exchange Rate Type: **Closed** ▼ Use simplified form

Base Class Assignment/Behavior:

Single row/column
Choose this option to display a single row/column for a specific class. In 'Class-level' mode, selecting 'All' from the drop-down list will display the aggregate of all classes for trial balance data only.
Base Class: **All** ▼

Multiple rows/columns (per class)
Choose this option to display values for each class in multiple rows/columns depending on the 'Type' setting specified for this calculation sheet.

1. The check box is only displayed for calculation sheet items of type *Financial Workbook*.
2. The check box is only enabled if the *Enable horizontal totaling for workbook* option is selected for the workbook template.

3. If the check box is selected, the following behavior is exhibited:
 - a. The (and) columns of the *Formula* grid are disabled and set to (none) (i.e., blank).
 - b. Only + and - selections are available for the *Operator* column of the *Formula* grid.
 - c. Only *Calculation Sheet* and *Trial Balance Definition* selections are available for the *Type* drop-down list on the **Add/Edit Formula Element** dialogue.
4. If a user attempts to select the check box when at least one element has already been added to the *Formula* grid, and any element has values in the (and/or) column, has a value of * or / in the *Operator* column, and/or has a *Type* other than *Calculation Sheet* or *Trial Balance Definition*, a message displays (preventing selection of the check box) to remind the user that only formula elements of type *Calculation Sheet* and *Trial Balance Definition* can be used when employing the simplified horizontal totaling method, and that the formula cannot use parentheses or operators other than + or - with respect to those elements.
5. The horizontal total is calculated by summing/subtracting the already-calculated horizontal total of the components.

Additional Information

For multi-column calculation sheets, only Column 1 will have a horizontal total calculated. If a user maps to Column 2 or greater, the horizontal total used in the simplified formula will be 0.00.

Process Changes

For financial workbooks that use horizontal totaling in output, it is advised that the setup of any current builds are reviewed and refactored to use this new feature. In previous versions of ArcReporting, users had to set up calculation sheets to accommodate for methods 1, 2, 3 and 4 of calculations; this new simplified formula allows users to build calculation sheets without implementing this additional step.



[Demonstration video](#)

9. Ability to load exchange rates and fund relationship percentage allocations

DFS ID: 100485

Overview

Users can now load exchange rates and fund relationship percentage allocations into FundSuiteArc via FTP. This feature was added to provide greater flexibility to the process of populating both exchange rates and fund relationship percentage allocations in the application.

What's New

1. Exchange rate data can now be loaded into FundSuiteArc via automated FTP, as well as by means of a front-end Excel data import (existing functionality).
 - a. Exchange rates data can be loaded to a given FundSuiteArc site and environment by placing a compatible tab-delimited TXT data source file in the appropriate FTP folder.
 - b. Data source files must follow the specifications set forth in the Exchange Rates import file documentation, which is available in the *Data Import File Structures* topic of the FundSuiteArc online Help system.
 - c. The overwrite behavior for all Exchange Rates FTP dataloads is *Import New Records and Overwrite Existing Records*.
2. Percentage allocation values for fund relationships can now be loaded into FundSuiteArc via automated FTP.
 - a. Fund relationship percentage allocation data can be loaded to a given FundSuiteArc site and environment by placing a compatible tab-delimited TXT data source file in the appropriate FTP folder.
 - b. Data source files must follow the specifications set forth in the Fund Relationship (Percentage Allocation) import file documentation, which is available in the *Data Import File Structures* topic of the FundSuiteArc online Help system.

- c. The overwrite behavior for all Fund Relationship (Percentage Allocation) FTP dataloads is *Overwrite Existing Records*.

Note:

No new fund relationship records are created by means of a Fund Relationship (Percentage Allocation) dataload; existing records only are updated.

3. The dataload **Archive** page was enhanced to accommodate the new load types.
 - a. *Exchange Rates* and *Fund Relationship (Percentage Allocation)* selections were added to the *Load Type* search criteria drop-down list.
 - b. The *Details* tab of the **Archive Details** page now displays appropriate columns and data for Exchange Rates and Fund Relationship (Percentage Allocation) loads.

Process Changes

Users can now load exchange rates and percentage of allocation for fund relationships directly from their accountancy systems.

10. Enhanced support for "Affiliated" footnote portfolio statements

DFS ID: 152436

Overview

Several new calculated data points were created for affiliated notes to financials tables. These new data points will be calculated for any portfolio statements that have a new *Net Shares* field specified for calculation.

What's New

1. A *Net Shares* row can now be added to the grid on the *Calculations* tab of the **Portfolio Statement Templates** page.
 - a. Including this item in the grid enables calculations for the following fields (if the primary statement or a standalone statement does not have this setting, the value for any of these fields will return as zero in statement preview and output):
 - i. *Net Market Value of Shares Activity (calculated)*
 - A. Calculated as: $(\text{Market Value} - \text{Market Value (Prior)}) - \text{Income}$
 - ii. *Net Market Value of Shares Sold (calculated)*
 - A. Calculated as: $(\text{Market Value} - \text{Market Value (Prior)}) - (\text{Income} + \text{Market Value of Shares Purchased})$
 - iii. *Net Shares Activity (calculated)*
 - A. Calculated as: $\text{Shares} - \text{Shares (Prior)}$
 - iv. *Net Shares Sold (calculated)*
 - A. Calculated as: $(\text{Shares} - \text{Shares (Prior)}) + \text{Shares Purchased}$

2. The abovementioned data points are also now available in the *Value to sum* drop-down list (accessed on the **Add Formula Element** dialogue via the **Financial Workbook Templates** page) for calculation sheets of type *Holdings*, for the following formula element types:
 - a. *Holdings Category Maturity Range*
 - b. *Holdings Category Subtotal*
 - c. *Holdings Category*
 - d. *Holdings Detail*

3. In addition to the abovementioned data points, the following loadable data points were added to the **Portfolio Statement Template Output Settings** page:
 - a. *Capital Gain Distributions*
 - b. *Dividends*
 - c. *Income*
 - d. *Market Value of Shares Purchased*
 - e. *Market Value of Shares Sold*
 - f. *Realized Value*
 - g. *Shares Purchased*
 - h. *Shares Sold*

Additional Information

The abovementioned data points will only be calculated when the following conditions are met:

1. The *Net Shares* data point has been added to the primary portfolio statement (if pulling from primary) or the current portfolio statement (if not pulling from primary).
2. Prior period functionality has been activated on the primary portfolio statement (if pulling from primary) or the current portfolio statement (if not pulling from primary).

For derivative securities and other securities that use *Unrealized Value* to calculate the percentage of portfolio, the unrealized value will be used to calculate the data points. This setting is specified for the *Total Investments* line item on the primary portfolio statement (if pulling from primary) or on the current portfolio statement (if not pulling from primary).

Process Changes

Users can now automate their *Affiliated* notes table using the new calculated and loadable fields mentioned above. Below is an example of a table that uses these new data points:

(b) An affiliated person of the Fund, as defined in the Investment Company Act of 1940, may include any company in which the Fund owns five percent or more of its outstanding voting shares. Holdings and transactions in these affiliated companies during the year ended December 31, 2014, are as follows:

Security	Balance of Shares Held 12/31/13	Purchases/ Additions	Sales/ Reductions	Balance of Shares Held 12/31/14	Value	Dividend
Mettler-Toledo International (1)	1,475,000	-	313,000	1,162,000	\$ 351,458,520	\$ -
Donaldson	8,400,000	-	448,000	7,952,000	307,185,760	5,304,300
Cepheid	6,170,000	246,000	1,065,200	5,350,800	289,692,312	-
Nordson	3,400,000	-	270,000	3,130,000	244,014,800	2,680,180
Synageva BioPharma	2,392,000	181,000	153,791	2,419,209	224,478,403	-
Informatica (1)	5,500,000	550,000	850,000	5,200,000	198,302,000	-
Moog	3,230,000	-	774,000	2,456,000	181,817,680	-
Akorn (1)	5,417,981	881,485	1,454,466	4,845,000	175,389,000	-
HEICO	3,828,750	-	202,000	3,626,750	171,762,880	483,598
Generac	3,113,000	887,000	368,000	3,632,000	169,832,320	-
Associated Banc-Corp	9,000,000	-	-	9,000,000	167,670,000	3,330,000
iGATE (1)	4,150,000	15,083	565,083	3,600,000	142,128,000	-

11. Ability to map financial workbook items in pivoted statement output settings

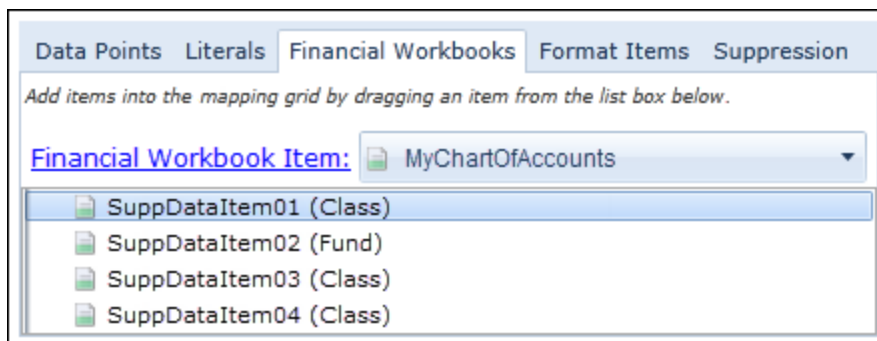
DFS ID: 144330

Overview

Pivoted-orientation financial statement templates were enhanced to allow users to exclusively map supplemental data points assigned to their chart of accounts.

What's New

1. The existing *Financial Workbooks* tab on the **Financial Statement Template Output Settings** page is now enabled for pivoted-orientation financial statement templates.



- a. The *Financial Workbook Item* drop-down list on the tab will only display supplemental data points that have been assigned to the chart of accounts associated with the financial statement template.
 - i. Users can map items on the tab directly to the output settings mapping grid.
2. The Financial Statement Template Output Settings Audit Report was updated to include any additions, edits and/or deletions of financial workbook data points in pivoted-orientation financial statement templates.

Process Changes

Users can leverage this functionality to directly map supplemental data points into a pivoted-orientation financial statement template, instead of having to create a custom data point.

12. Usability enhancements for financial workbook footnote assignment

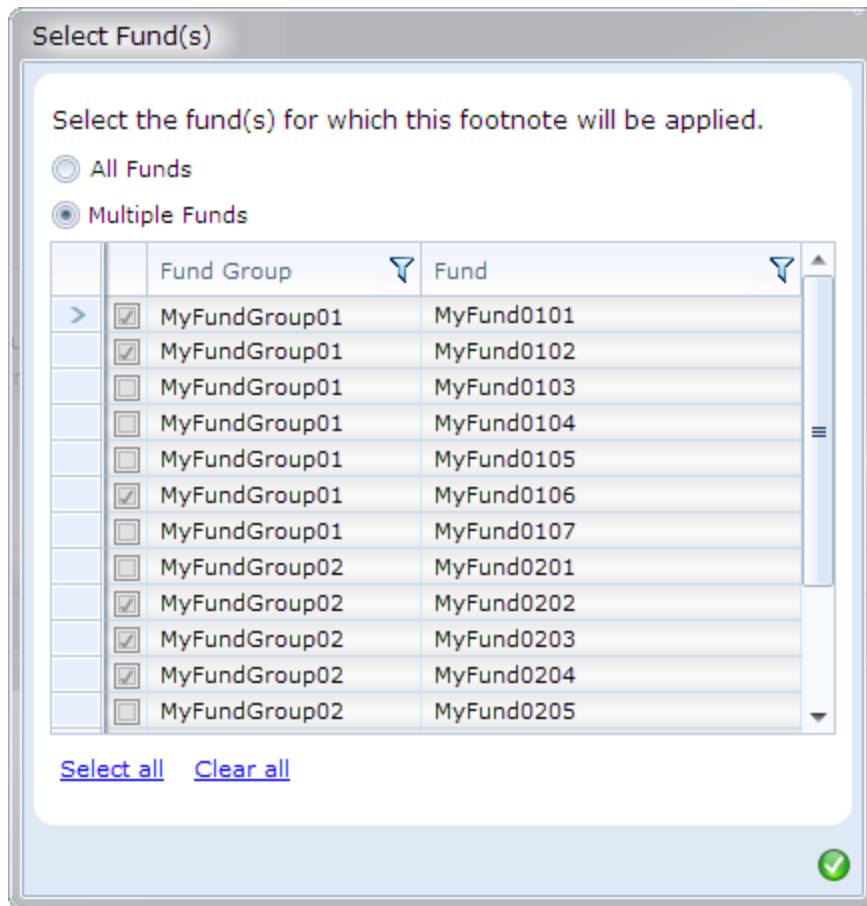
DFS ID: 147440

Overview

Several usability updates were made to the application interface used for specifying the fund(s) for which a given financial workbook footnote will be applied.

What's New

The Select Fund(s) dialogue (accessed via the *Footnotes* tab of the **Financial Workbook** page) was updated, as detailed below.



1. A *Fund Group* column was added to the grid.
 - a. The column displays the fund group with which a given fund is associated.
 - b. Users can sort data in the grid by values in this column, and by values in the *Fund* column.
2. Standard filtering functionality was added to the grid.
 - a. Users can filter by *Fund Group* and/or *Fund* values.

Note:

Clicking the *Select all* or *Clear all* links on the dialogue only affects records that are visible in the grid at that time.

Process Changes

Users can leverage these new features to easily filter footnotes by fund group, and apply footnotes to all funds within a given group.

13. Ability to blackline a project, chapter or section revision against revisions for other account periods or projects

DFS ID: 99630

Overview

Functionality was added that allows users to blackline a project, chapter or section revision against revisions associated with other account periods and/or projects.

What's New

Several updates were made to the *Output Management* tab of the **Project** page with respect to output revision blacklining, as detailed below.

1. The drop-down list associated with the *To revision* setting was replaced with a *Current/Other* option button set, enabling the user to specify a revision within the currently-selected project or some other revision.
 - a. The *Current* option provides a drop-down list with the same functionality as the former *To revision* drop-down list.
 - i. Available selections are all revision numbers for the currently-selected project, chapter or section.

- b. The *Other* option provides a *Browse* hyperlink, which when clicked causes a **Specify Revision** dialogue to display.

Specify Revision

Revision Filter Criteria

Filter to the desired project/chapter/section, then click the 'Search' button.

Complex: Donnelley Family of Funds


* Account Period: 12/31/2016

Fund Group: Donnelley Equity Funds








Fund: Donnelley Bond Fund (DBF)

* Project: Donnelley Funds (Annual (January))

Chapter/Section: Schedule of Investments (Donnelley Bond Funds (DBF))



*required 


Click the row in the grid representing the 'To revision' for blackline, then click the 'Accept' button.

	Revis 	Output Typ 	Comments	Publish Date 	User 	
	17	R-PDF [Banner]	Draft 3 with banner (Rendition) (Smith, Joe 2/17/2015 5:19:36 PM)	2/17/2015 5:19:36 PM	Smith, Joe	
	16	PDF BL (Strike)	From revision 11 to 15 [auto comment]	2/16/2015 8:16:00 PM	Doe, Jane	
	15	R-PDF	Draft 2 sent for review (Rendition) (Public, John 1/20/2015 4:13:19 PM)	1/20/2015 4:13:19 PM	Public, John	

Rows Per Page:

Page 1 of 1

- i. Initial drop-down list selections on the dialogue reflect the *Current* revision properties.
- ii. The user specifies the desired account period, fund group, fund, project and chapter or section via the corresponding drop-down lists.
- iii. The user clicks the *Search* button () to populate the revisions grid on the dialogue with all revisions available for blacklining that meet the specified criteria.

iv. The user selects the row in the grid representing the revision against which they would like to blackline, and then clicks the *Accept* button (✔) at lower-right of the dialogue.

A. The dialogue closes and the specified revision path is displayed beneath the *Other* option button.

Output Blackline Types

P PDF Blackline (Financial)

P PDF Blackline (Strikethrough)

P PDF Change Pages Blackline Clean

P PDF Change Pages Blackline (Financial)

From revision:

To revision:

Current:

Other: [Browse](#)

06/30/2015 >> My Book Template
 (Semi-Annual (June)) >> Primary
 Statements >> Revision: 2

v. The user selects the desired output blackline type and clicks the *Publish* button.

2. The *Comments* column of the revisions grid now displays the *To revision* path when the *Other* option is specified for a given blackline output.

Comments (click row, then edit button)

[From revision 2 to 06/30/2015 >> My Book Template
 \(Semi-Annual \(June\)\) >> Primary Statements >>
 Revision: 2 \(Auto Comment\)](#)

3. Validation logic was added to the existing *Remove item from grid* button to prevent deletion of a revision that is designated as either the *From revision* or *To revision* for blackline.

Process Changes

No changes to current processes are required.

14. More granular user rights for unlinking and linking of project components

DFS ID: 40324

Overview

The user rights associated with unlinking and linking of project components were made more granular to allow for greater control.

What's New

1. Available user rights in the *Rights Assignment* section of the **Roles** page were updated, as detailed below.
 - a. The following categories and associated rights were added beneath the existing *Open Project Page (ArcReporting)* user right.
 - i. *Project Component Linking* (category; not a right)
 - A. *Link Charts*
 - B. *Link Financial Tables*
 - C. *Link Footnote Text - Financial Statements*
 - D. *Link Footnote Text - Portfolio Statements*
 - E. *Link Footnote Text - Shared Legends*
 - F. *Link Portfolio Tables*
 - G. *Link Tabular Data Tables*
 - H. *Link Text Snippets*
 - ii. *Project Component Unlinking* (category; not a right)
 - A. *Unlink Charts*
 - B. *Unlink Financial Tables*

- C. *Unlink Footnote Text - Financial Statements*
 - D. *Unlink Footnote Text - Portfolio Statements*
 - E. *Unlink Footnote Text - Shared Legends*
 - F. *Unlink Portfolio Tables*
 - G. *Unlink Tabular Data Tables*
 - H. *Unlink Text Snippets*
- b. The following (less granular) user rights were removed from beneath the *Open Project Page (ArcReporting)* user right:
- i. *Unlink Footnote Text in Project Components*
 - ii. *Unlink Project Components*
2. Access to functionality on the *Components* tab of the **Project** page was updated in conjunction with the addition of more granular user rights, as detailed below.
- a. Project, chapter and section nodes
 - i. The *Unlink All Components* button will only be enabled for a given user if he/she is assigned at least one *Unlink ...* child right in the *Project Component Unlinking* category.
 - ii. Only components of the type(s) corresponding to a given user's assigned *Unlink ...* right(s) will be unlinked when that user clicks the *Unlink All Components* button.
 - b. Component nodes
 - i. The *Link Component*, *Unlink Component*, *Link Footnote Text* or *Unlink Footnote Text* buttons will only be enabled for a given user if he/she is assigned the corresponding type-specific user right.
3. Upon database update to version 2.7.0, any user who previously had the *Unlink Footnote Text in Project Components* right, will automatically be assigned all the new *Unlink Footnote Text ...* and *Link Footnote Text ...* user rights (does not include any *Unlink ...* or *Link ...* rights for project components).
4. Upon database update to version 2.7.0, any user who previously had the *Unlink Project Components* right, will automatically be assigned all the new *Unlink ...* and *Link ...* user rights for project components (does not include any *Unlink Footnote Text ...* or *Link Footnote Text ...* rights).



Process Changes

No changes to current processes are required.

15. Project Component Unlinking Audit Report


DFS ID: 114356

Overview

A Project Component Unlinking Audit Report was added to ArcReporting to capture unlinking/linking activity of project items via the *Components* tab of the **Project** page.

What's New

1. A *Project Component Unlinking Audit Report* item was added to the *Reporting Workspace* tab of ArcReporting, under the existing **Reports** menu section. Clicking the item causes the corresponding report page to open.
 - a. Users can narrow report results by the following criteria, using associated controls in the top half of the page:
 - i. Complex
 - ii. Fund Group
 - iii. Fund
 - iv. Account Period
 - v. Editing User
 - vi. From Date
 - vii. To Date
 - viii. Project

- b. After the user clicks the *Search* button () , the grid in the lower portion of the page displays results that meet the specified search criteria.
 - i. The following information is displayed in the results grid for each result row:
 - A. Date/Time (GMT)
 - B. Editing User
 - C. Fund
 - D. Account Period
 - E. Project
 - F. Linked/Unlinked
 - G. Item Type
 - H. Chapter
 - I. Section
 - J. Item Name
 - K. Language
 - c. Users can export report results to a specified file format by clicking the *Export data* button at lower-right of the page.
2. An *Open Project Component Unlinking Audit Report Page* user right was added to ArcReporting to govern access to the report page, and the ability to run the audit report.

Process Changes

No changes to current processes are required.



[Demonstration video](#)

16. Footnote Libraries Audit Report

DFS ID: 147448

Overview

Users can now view audit details of changes made to text in both portfolio and financials footnote libraries via the **Footnote Libraries Audit Report** page. This information was previously unavailable to the user; the addition of the report allows users to access information related to all footnote text edits, which will aid in the overall review and audit process.

What's New

A **Footnote Libraries Audit Report** page was added to ArcReporting, with associated functionality to audit changes made to footnote library text.

1. A *Footnote Libraries - Holdings Audit Report* item was added to the existing **Portfolio** menu section on the *Reporting Workspace* tab of ArcReporting.
 - a. After clicking the menu item to invoke the report page, users can enter desired search criteria to return results of corresponding portfolio footnote records that have been changed.
2. A *Footnote Libraries - General Ledger Audit Report* item was added to the existing **Financials** menu section on the *Reporting Workspace* tab of ArcReporting.
 - a. After clicking the menu item to invoke the report page, users can enter desired search criteria to return results of corresponding financials footnote records that have been changed.
3. An *Open Footnote Libraries Audit Report Page* user right was added for ArcReporting to control user access to the report.

Process Changes

No changes to current processes are required.



[Demonstration video](#)

17. Financial Statement Footnote Assignment Audit Report

DFS ID: 112746

Overview

Users can now view audit details of changes made to financial workbook footnote assignments via the **Financial Statement Footnote Assignment Audit Report** page. This information was previously unavailable to users; the addition of the report allows users to access information related to all financial statement footnote assignments edits, which will aid in the overall review and audit process.

What's New

A **Financial Statement Footnote Assignment Audit Report** page was added to ArcReporting, with associated functionality to audit changes made to financial statement footnote assignments.

1. A *Financial Statement Footnote Assignment Audit Report* item was added to the existing **Financials** menu section on the *Reporting Workspace* tab of ArcReporting.
 - a. After clicking the menu item to invoke the report page, users can filter report results based on complex, financial workbook template, financial statement, editing user and/or date range, and then send a request for the report in Excel format to the Output Queue.
2. A *Financial Statement Footnote Assignment Audit Report* link was added at lower-right of the *Footnotes* tab of the **Financial Workbook** page.
 - a. Users can click the link to open the **Financial Statement Footnote Assignment Audit Report** page directly, with the complex and financial workbook template associated with the current workbook specified in the *Complex* and *Financial Workbook Template* drop-down lists, respectively, and the currently-selected financial statement specified in the *Financial Statement* drop-down list by default.
3. An *Open Financial Statement Footnote Assignment Audit Report Page* user right was added for ArcReporting to control user access to the report.

Process Changes

No changes to current processes are required.

18. Enhancements for currency-type financial statements

DFS ID: 126631

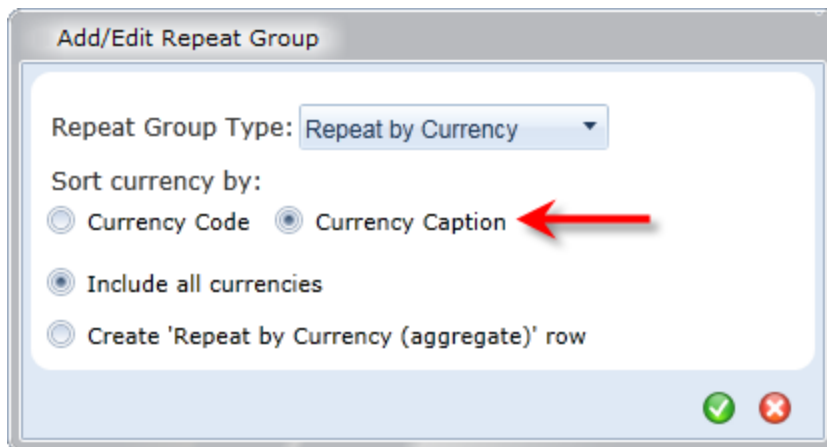
Overview

An update was made to logic on the **Financial Workbook** page to ensure the display of all pertinent values, even if the current account period does not contain a value for a given currency. Additional sorting options were also added to the **Financial Statement Template Output Settings** page for financial statements of type *Currency*.

What's New

The following enhancements were made with respect to financial statements of type *Currency*, for which the *Repeat by Currency* option is specified:

1. Logic was updated on both the *Calculation Sheets* and *History* tabs of the **Financial Workbook** page to look at all periods/values being displayed for pivoted-orientation statements, and to display values for all the currencies that meet the criteria.
2. A *Sort currency by* option button set was added to the **Add/Edit Repeat Group** dialogue (invoked via the **Financial Statement Template Output Settings** page).



- a. Users can now sort currencies by their caption value by selecting the corresponding option button for a given repeat group.

- i. If a user selects the *Currency Caption* option, currencies in the repeat group will be sorted and displayed based on the captions thereof.
- b. *Currency Code* is the default selection for existing and new statement repeat groups.
 - i. If a user selects this option, currencies in the repeat group will be sorted and displayed based on their currency codes (this reflects sorting behavior that existed prior to the release of ArcReporting version 2.7.0).

Process Changes

No changes to current processes are required.



[Demonstration video](#)

19. Ability to pull calculated financial workbook values from related funds

DFS ID: 100323

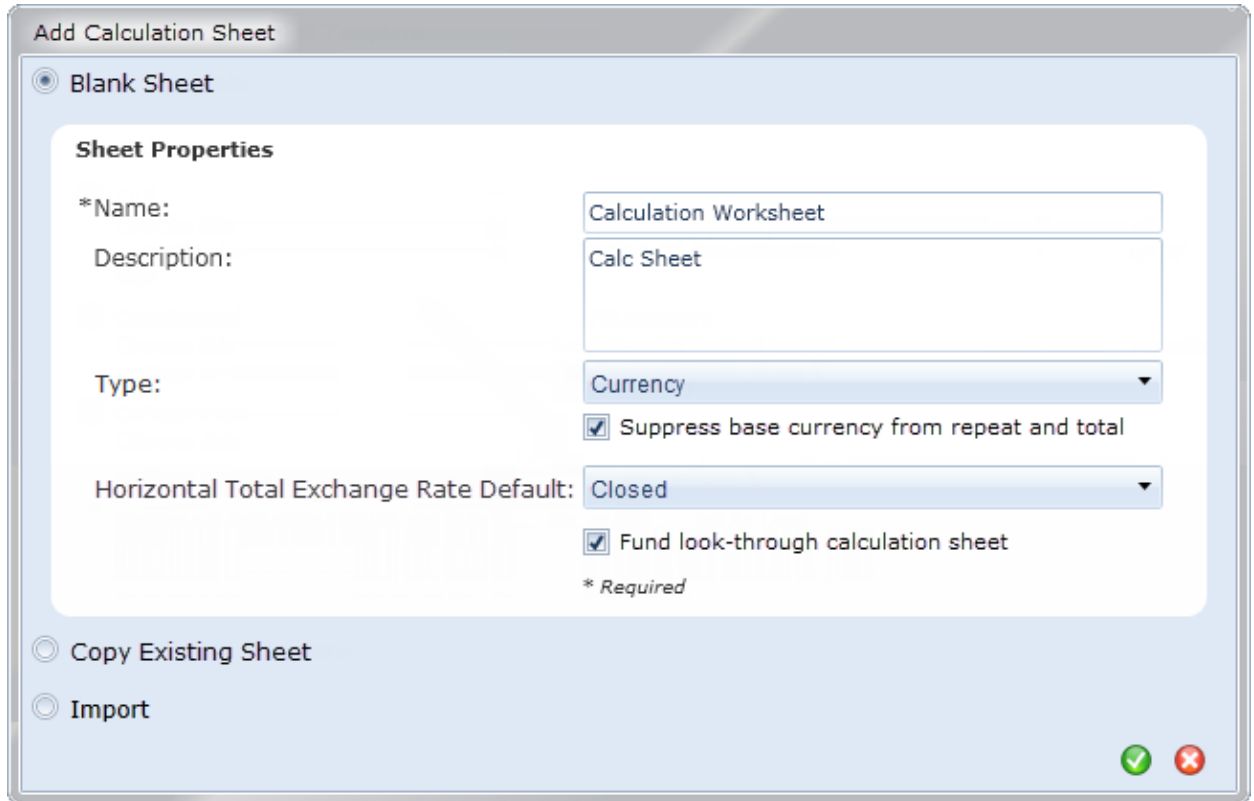
Overview

Existing calculation sheet functionality was enhanced to accommodate disclosures that must reference specific fund values within calculations. A new *Fund look-through calculation sheet* setting enables users to define calculations that pull values from a specified fund, allowing for the automation of notes tables within fund-of-funds structures.

What's New

Functionality accessed from the *Calculation Sheets* tab of the **Financial Workbook Templates** page was updated, as detailed below.

1. A *Fund look-through calculation sheet* check box was added to the **Add Calculation Sheet** dialogue, for calculation sheets designated as type *Classes Across*, *Classes Down*, *Currency* or *Multiple Columns*.



2. A *Fund* column was added to the formula grid of the **Add/Edit Calculation Sheet Item** dialogue, for items of type *Financial Workbook* in calculation sheets that have the new *Fund look-through calculation sheet* check box selected.
3. A *Fund Selection Behavior* drop-down list was added to the **Add/Edit Formula Element** dialogue, for calculation sheet items of type *Class Data Point*, *Calculation Sheet*, *Fund Data Point* or *Supplemental Data*.
 - a. Available selections are as follows:
 - i. *Determine Fund Automatically*
 - ii. *Specify Fund*
 - A. When this selection is specified, a *Fund* drop-down list is displayed.
 1. Available selections are all funds associated with which the financial workbook template, as specified on the *Settings* tab of the page.

2. Specifying a fund here will pull the calculated value of the data point mapped for that fund (e.g., if Fund A is specified, the values for Fund A will be pulled, and not those of the currently-selected fund).

Additional Information

The Calculation Sheet Account Mapping Audit Report, Calculation Sheet Audit Report, Financial Statement Mapping Audit Report, Financial Workbook Consolidation Report and Financial Workbook Export were each updated to respect these new settings.

Process Changes

The process of building table disclosures that reference values from specific funds can now be automated. This is mostly used in a fund-of-funds structure, whereby values from a top-level fund reference other funds to build a notes to financials table.

	December 31, 2015		
	Net Asset Value of Investee Fund (000s)	Investments at Fair Value (a) (000s)	Investments at Fair Value (%)
Franklin Quotential Balanced Growth Portfolio			
Franklin Bissett All Canadian Focus Fund	\$ 407,837	\$122,692	30.08%
Franklin Bissett Canadian Equity Fund	2,817,122	162,152	5.76%
Franklin Bissett Core Plus Bond Fund	2,641,265	527,195	19.96%
Franklin Bissett Small Cap Fund	596,680	54,090	9.07%
FTIF Franklin Global Real Estate Fund	—	—	—

 [Demonstration video](#)

20. New future year-end, quarterly, and prior quarterly data points

DFS ID: 99631

Overview

Additional account period-type data point options were added to various areas of ArcReporting.

What's New

1. The following account period-type data points were added:
 - a. *Fiscal Year End 1st future*
 - b. *Fiscal Year End 2nd future*
 - c. *Fiscal Year End 3rd future*
 - d. *Fiscal Year Q1 End 1st future*
 - e. *Fiscal Year Q3 End 1st future*
 - f. *Fiscal Year Semi End 1st future*
 - g. *Fiscal Year Q3 Begin*
 - h. *Fiscal Year Q4 Begin*
2. The new account period-type data points are found in the following application locations:
 - a. **Custom Data Point Libraries** page
 - i. Data points of type *Account Period*
 - ii. Data points of type *Conditional Value* (*Return Value*, *Return Value if no conditions are met*)
 - b. **Footnote Libraries - General Ledger** page
 - c. **Footnote Libraries - Holdings** page
 - d. **Portfolio Statement Template Output Settings** page
 - i. Data points of type *Period*

- e. **Tabular Data Template Output Settings** page
 - i. Data points of type *Period*
 - f. **Text Libraries** page
3. The following examples illustrate the results to be expected when mapping any of the new data points:

	Example 1	Example 2	Example 3	Example 4	Example 5	Example 6	Example 7	Example 8
Account Period	12/31/2010	6/30/2010	3/31/2010	9/30/2010	12/31/2010	6/30/2010	3/31/2010	9/30/2010
Fiscal Year End	December 31st	December 31st	December 31st	December 31st	September 30th	September 30th	September 30th	September 30th
List of new options:								
Fiscal Year End 1st future	12/31/2011	12/31/2011	12/31/2011	12/31/2011	9/30/2012	9/30/2011	9/30/2011	9/30/2011
Fiscal Year End 2nd future	12/31/2012	12/31/2012	12/31/2012	12/31/2012	9/30/2013	9/30/2012	9/30/2012	9/30/2012
Fiscal Year End 3rd future	12/31/2013	12/31/2013	12/31/2013	12/31/2013	9/30/2014	9/30/2013	9/30/2013	9/30/2013
Fiscal Year Semi End 1st future	6/30/2011	6/30/2011	6/30/2011	6/30/2011	3/31/2012	3/31/2011	3/31/2011	3/31/2011
Fiscal Year Q3 Begin	7/1/2010	7/1/2010	7/1/2010	7/1/2010	4/1/2011	4/1/2010	4/1/2010	4/1/2010
Fiscal Year Q4 Begin	10/1/2010	10/1/2010	10/1/2010	10/1/2010	7/1/2011	7/1/2010	7/1/2010	7/1/2010
Fiscal Year Q1 End 1st future	3/31/2011	3/31/2011	3/31/2011	3/31/2011	12/31/2011	12/31/2010	12/31/2010	12/31/2010
Fiscal Year Q3 End 1st future	9/30/2011	9/30/2011	9/30/2011	9/30/2011	6/30/2012	6/30/2011	6/30/2011	6/30/2011

Process Changes

No changes to current processes are required.

21. Support for custom tags in pivoted financial statements

DFS ID: 147445

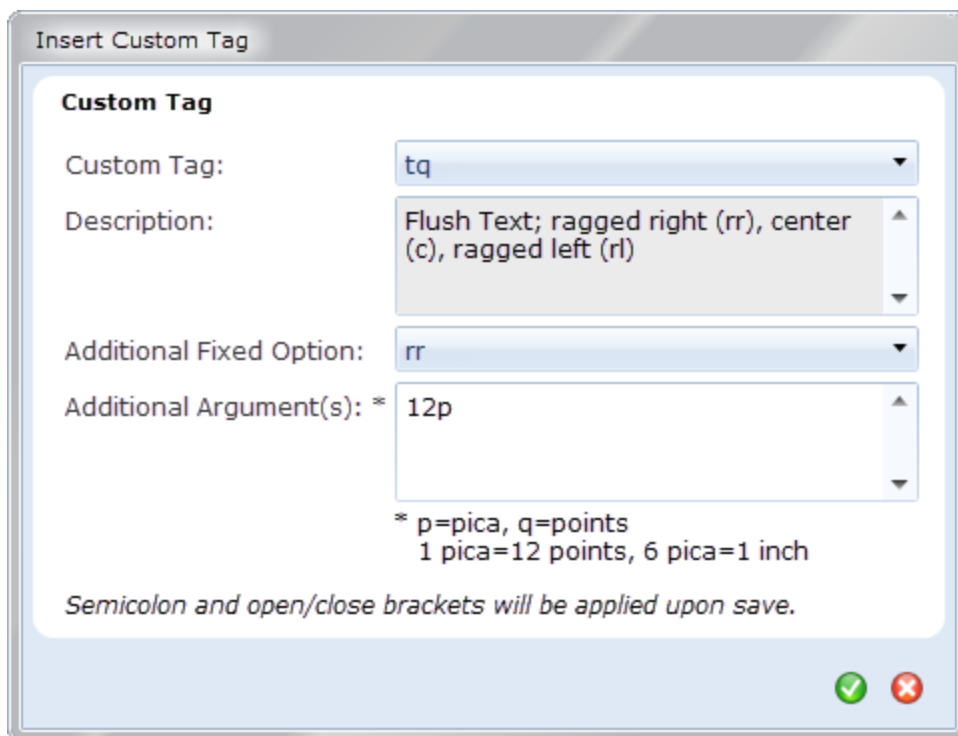
Overview

Pivoted financial statements now support functionality to insert custom tags.

What's New

The existing *Insert custom tag* button (📄) beneath the *Mapping* grid of the **Financial Statement Template Output Settings** page is now displayed and enabled for pivoted-orientation statement templates. Custom tag insertion functionality is consistent with existing functionality for standard-orientation templates.

1. Clicking the button causes the **Insert Custom Tag** dialogue to display, through which the user can define the custom tag to be inserted.



Insert Custom Tag

Custom Tag

Custom Tag:

Description:

Additional Fixed Option:

Additional Argument(s): *

* p=pica, q=points
1 pica=12 points, 6 pica=1 inch

Semicolon and open/close brackets will be applied upon save.

- a. As with other mapped items, the applied custom tag(s) may be moved within a given cell via the *Move item up* and *Move item down* buttons on the *Format Items* tab of the page.
 - b. Custom tags may not be edited once inserted. If changes are required for an inserted custom tag, the tag must be removed and a new tag inserted.
 - i. To remove an inserted tag, a user selects the cell of the mapping grid in which the tag resides, goes to the *Format Items* tab, selects the tag from the list box at left of the tab, and then clicks the *Remove item from selected cell* button.
2. The *Selected Column Detail* section of the *Format Items* tab on the page displays a *Tag Description* field if a custom tag is selected in the *Mapping* grid. The field displays the *Description* value associated with the selected custom tag, as defined in the custom tags library.

Process Changes

No changes to current processes are required.

22. Ability to create custom footnote symbol separators

DFS ID: 99397

Overview

Users can now create custom separators for footnote symbols in financial statement templates, portfolio statement templates, and shared legends.

What's New

The footnote settings for financial statement templates, portfolio statement templates, and shared legends were enhanced to allow users to create custom footnote symbol separators.

Footnotes Participating in Auto Symbol Generation	
Auto Symbol Pattern:	1,2,3
Auto Symbol Order:	By Occurrence in Statement
Footnote Separator:	,
Footnote Preview:	1,2,3

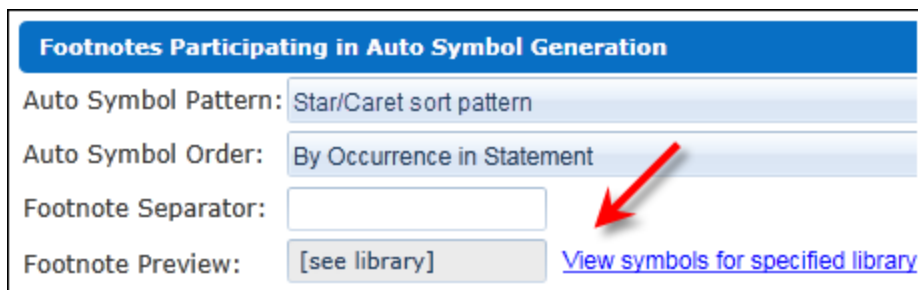
1. A *Footnote Separator* text box was added beneath the existing *Auto Symbol Pattern* and *Auto Symbol Order* drop-down lists in the respective interfaces for financial statement templates, portfolio statement templates, and shared legends.
 - a. The default value for newly-created footnote legend items is a comma (,).
 - b. Any character can be entered in the text box, including a space.
 - c. Users can designate up to three characters to use as a separator.
 - d. The value specified, if any, is used to separate footnote symbols when multiple footnotes exist for any given line item.

Note:

The specified value is used to separate both footnotes that do and do not participate in auto-symbol

generation.

2. A *Footnote Preview* read-only text box was also added to reflect what the footnote listing will look like in statement preview and output, using the currently-selected *Auto Symbol Pattern* and the currently-specified *Footnote Separator* value.
 - a. For financial and portfolio statement templates only, if the user designates a footnote pattern library as the *Auto Symbol Pattern* selection, the *Footnote Preview* text box displays *[see library]*, and a *View symbols for specified library* link displays at right of the text box.



- i. If the user clicks the link, the **Footnote Pattern Libraries** page is opened, with the library specified in the *Auto Symbol Pattern* drop-down list selected by default.

Process Changes

No changes to current processes are required.



[Demonstration video](#)

23. General Ledger Transactions page enhancements

DFS ID: 101559

Overview

The **General Ledger Transactions** page was enhanced to give users the option to refine returned search results, and to streamline the creation of opposite general ledger entries.

What's New

1. An *Exclude reversed/reversal transactions in search results* check box was added to the *Search Criteria* section of the **General Ledger Transactions** page.

General Ledger Transactions

Search Criteria

Complex: Capital Complex

Fund Group: Capital Funds - Group

Fund: Capital Limited Fund

Account Period: 6/30/2009

Editing User: [Any]

Exclude reversed/reversal transactions in search results

- a. When the user selects this check box option, any transaction that meets the search criteria, but is a reversed or reversal transaction, will be excluded from the results returned in the grid.
 - b. If a user wants to export the search results, the file produced will also exclude any reversed or reversal transactions if the check box option is selected.
2. If a user selects a transaction and clicks the existing *Create Opposite Entry* link, the *Memo* field on the dialogue that displays will now automatically be populated with the memo value from the original transaction (this value can be modified, if desired).

Process Changes

No changes to current processes are required.



[Demonstration video](#)

24. Ability to load data into the "Caption - Custom Sort" field

DFS ID: 42429

Overview

Users now have the ability to load data into the *Caption - Custom Sort* fund holdings field by means of front-end Excel data import or automated FTP dataload. In previous versions of ArcReporting, the field could only be manually updated through the ArcReporting application interface; the ability to use an import to populate this information will add automation to the process.

What's New

Users can now load data into the existing *Caption - Custom Sort* holdings field in FundSuiteArc by populating the new *CaptionCustomSort* field in an appropriately-formatted source file and performing a Holdings front-end Excel data import or an automated FTP dataload. This field is optional.

1. A *Caption - Custom Sort* check box was added to the *Security Captions* tab of both the **Holdings Import** dialogue and the **Holdings Load Profiles** page to allow users to specify load overwrite logic/behavior for Holdings front-end data imports and automated FTP dataloads, respectively.
2. The following application areas now accommodate the *Caption - Custom Sort* field, as detailed below.
 - a. The dataload **Archive Details** page displays a *CaptionCustomSort* column.
 - b. The data import Excel template available via the *Holdings* tab of the **Fund Holdings** page includes a *CaptionCustomSort* column.
 - c. Excel files generated for the *FundSuiteArc* format via the **Holdings Data Extract** page include a *CaptionCustomSort* column.

Process Changes

No changes to current processes are required.

25. Financial Workbook page date specification enhancements

DFS ID: 99382

Overview

Date-specification functionality was enhanced in both the *Class Balances* and *Supplemental Data* tabs of the **Financial Workbook** page.

What's New

The following enhancements were made to the date-specification functionality on the *Class Balances* and *Supplemental Data* tabs of the **Financial Workbook** page:

1. The default value in any given date text box is now <blank>.
2. If no date had been specified in a given text box prior to clicking the selection button, the default date selected when the dialogue is opened is the current date.
3. Dates are now displayed according to regional/localization settings of the workstation.
 - a. For the *Class Balances* tab, this applies to the following fields only:
 - i. *NAV (Excluding the date shadow price was calculated)*
 - ii. *NAV (Including the date shadow price was calculated)*
 - iii. *Portfolio Change Date*
 - b. For the *Supplemental Data* tab, this applies to data points of type *Date* only.

Process Changes

No changes to current processes are required.

26. Supplemental Data import/export template upgrade to .xlsx

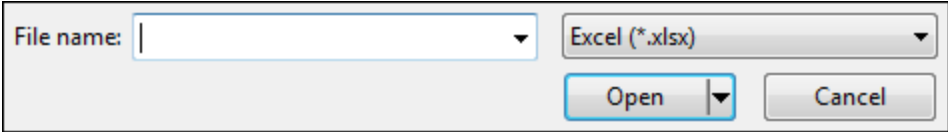
DFS ID: 153443

Overview

The Supplemental Data front-end Excel import now supports source files of **.xlsx** format (files of **.xls** format are no longer supported). This change allows for a greater number of columns and rows to be imported.

What's New

1. The Excel source file generated via the **Get import template** button (📄) on the **Supplemental Data** tab of the **Financial Workbook** page is now in **.xlsx** format.
2. The file-type filter drop-down list on the **Open** dialogue (invoked via the **Supplemental Data Import** dialogue) now restricts selected source files to those of **.xlsx** format.



The image shows a standard Windows-style file dialog box. On the left, there is a text input field labeled 'File name:' which is currently empty. To the right of this field is a dropdown menu showing the file type filter, which is currently set to 'Excel (*.xlsx)'. Below these elements are two buttons: 'Open' and 'Cancel'. The 'Open' button is highlighted with a blue border, indicating it is the active or default action.

3. The Excel export file generated via the **Export data** button (📄) on the **Supplemental Data** tab of the **Financial Workbook** page is now in **.xlsx** format.

Process Changes

Users that generate/maintain their own Supplemental Data upload spreadsheets will need to update the Excel format to **.xlsx** prior to loading.

27. Ability to specify row type for pivoted financial statement template output settings

DFS ID: 152631

Overview

To assist in custom output requirements, mapping grid functionality on the **Financial Statement Template Output Settings** page was enhanced for pivoted-orientation templates to allow users to designate whether a given row is of type *Standard* or *Column Header*.

What's New

When a user clicks the existing *Add new item to grid* button on the **Financial Statement Template Output Settings** page for a pivoted-orientation template, a new **Add Row** dialogue displays, on which the user specifies whether the row is of type *Standard* or *Column Header*.

1. If the *Column Header* option button is selected, the row is designated as such in the user interface by means of a label at left of the row in the *Mapping* grid.
2. If the *Column Header* option button is selected, the *heading* style is automatically applied to each cell in the row.

Process Changes

No changes to current processes are required.

28. Usability improvements for calculation sheet and portfolio statement custom sort profiles

DFS ID: 99353

Overview

The drag-and-drop feature that allowed users to move records within custom sort profiles was replaced with vertical positioning buttons, to aid in the user experience of the page.

What's New

A set of *Move item(s) up* and *Move item(s) down* buttons was added to the *Sorting* tab of both the **Financial Workbook Custom Sort Profiles** page and the **Portfolio Custom Sort Profiles** page.



1. To move an item up or down in the sort order, the user highlights (selects) the item, and then clicks the appropriate button as many times as required.
2. Multiple items can also be selected for the reordering operation.
 - a. A contiguous group of items can be selected by left-clicking the first item with the mouse, pressing and holding the `Shift` key, then left-clicking the last item with the mouse.
 - b. Non-contiguous items can be selected by pressing and holding the `Ctrl` key while left-clicking desired items with the mouse.

Process Changes

Users will now utilize the *Move item(s) up* and *Move item(s) down* buttons to reorder items, rather than the drag-and-drop method.

29. Fund Holdings page enhancements

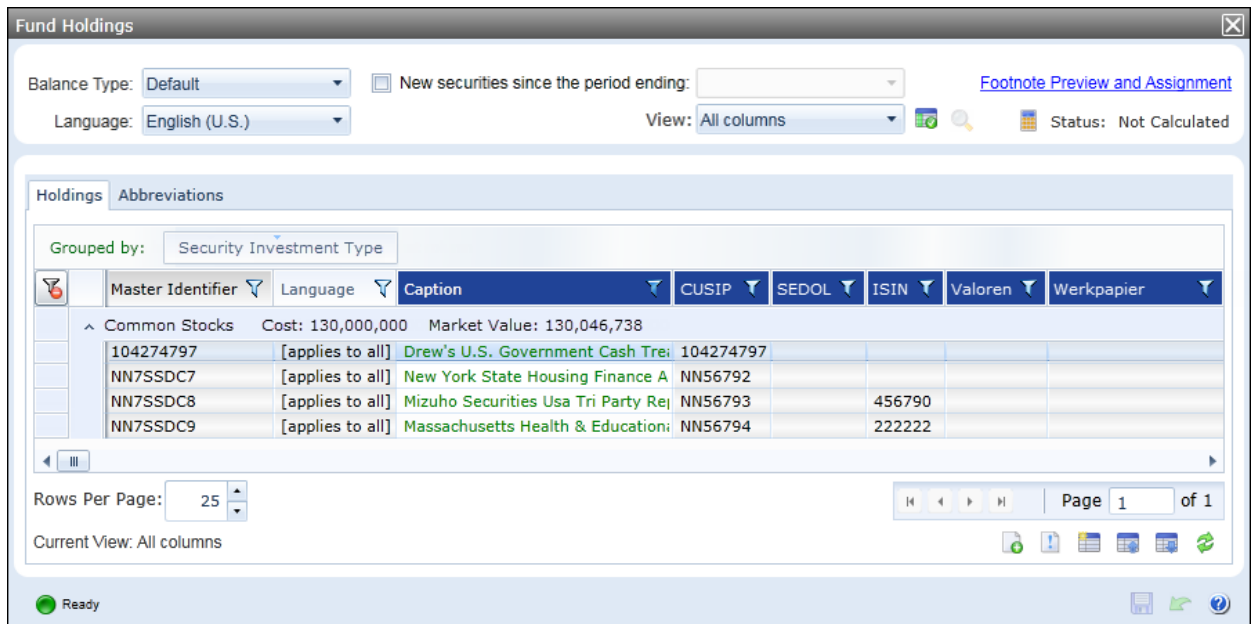
DFS ID: 170587 (additional enhancement released on June 10th)

Overview

The **Fund Holdings** page was redesigned to improve performance and give the user a better overall experience.

What's New

1. The behavior of controls in the upper portion of the **Fund Holdings** page was enhanced to improve performance, as detailed below.



- a. The *Balance Type*, *Language* and *View* drop-down lists, as well as the *New securities since the period ending* check box, were grouped together at upper-left of the page.
 - i. *(Please Select...)* is now the default selection for the *View* drop-down list, such that no data is gathered and displayed when the page is initially opened.

- A. Once a user specifies a view via the drop-down list, he or she must click the *Search* button at right of the *View* drop-down list to populate the *Holdings* grid with the columns of data defined in the view, for the specified *Balance Type*, *Language* and *New securities since the period ending* combination.
- b. The *Footnote Preview and Assignment* hyperlink and *Calculate* button were grouped together at upper-right of the page.
- c. A *Current View* label was added at lower-left of the page. The text of this label signifies to the user which view is currently being displayed on screen, in the event that the *View* drop-down list selection and the view currently on screen are not synchronized.

Process Changes

Users will now control when data is loaded to the *Holdings* grid of the **Fund Holdings** page, rather than data being loaded automatically when the page is opened.

30. Ability to import trial balance definition components

DFS ID: 171371 (additional enhancement released on June 10th)

Overview

Users now have the ability to load trial balance structure components directly into a financial workbook template from an Excel source file.

What's New

1. A *Get import template* button was added at lower-left of the *Trial Balance Definitions* tab on the **Financial Workbook Templates** page, through which users can download a template for the Excel push-button data import.
2. An *Import data* button was added at lower-left of the *Trial Balance Definitions* tab on the **Financial Workbook Templates** page, through which users can import trial balance structure component data from an Excel (XLSX) data source file.
 - a. Data intended for processing in a push-button data import must be in the first (leftmost) worksheet of the Excel workbook, and the name of the worksheet must be *Sheet1*.
 - b. Columns in the data source file are as follows:
 - i. *Section* (required)
 - A. This is the section of the trial balance that the record is to be part of (e.g., *Assets*, *Liabilities*, etc.).

Note:

The import template has data validation on this column to prevent the user loading an incorrect value into the application.

- B. The record will be rejected (not loaded) if no section value is specified.

ii. *Sub-section*

- A. This is the name of sub-section of the trial balance that the record is to be part of.
- B. This is a free-form text field, in which the user can enter a custom sub-section name.
- C. This field is not mandatory.

iii. *Sub-section Total*

- A. This indicates whether the user wants the sub-section to calculate a total (*i.e.*, **Yes** or **No**).

Note:

The import template has data validation on this column to prevent the user loading an incorrect value into the application.

- B. This field is not mandatory.

iv. *Line Item*

- A. This is the name of item of the trial balance that the record is to be part of.
- B. This is a free-form text field, in which the user can enter a custom line item name.
- C. This field is not mandatory.

v. *GL Account Code*

- A. This is the account code that should be mapped to the item.
- B. This is a free-form text field, but its value must match an account code from the chart of accounts that is associated with the financial workbook template.

Note:

The load will not create new accounts; if an account code is specified that does not match the chart of accounts, the record will be skipped.

- C. This field is not mandatory.

vi. *Account Level*

- A. The account level that is being mapped (*i.e.*, *Class* or *Currency*).

Note:

The import template has data validation on this column to prevent the user loading an incorrect value into the application.

- B. This field is not mandatory.

Additional Information

The *Get import template* and *Import data* buttons are enabled only when a trial balance definition has been selected in the *Definition* drop-down list (*i.e.*, the load does not create a new trial balance definition; rather, it imports components into an existing definition).

Process Changes

Users will now be able to import the structure of a trial balance directly into the application, rather than manually creating each item.

31. Support for horizontal totals in pivoted financial statements

DFS ID: 163974 (additional enhancement released on June 10th)

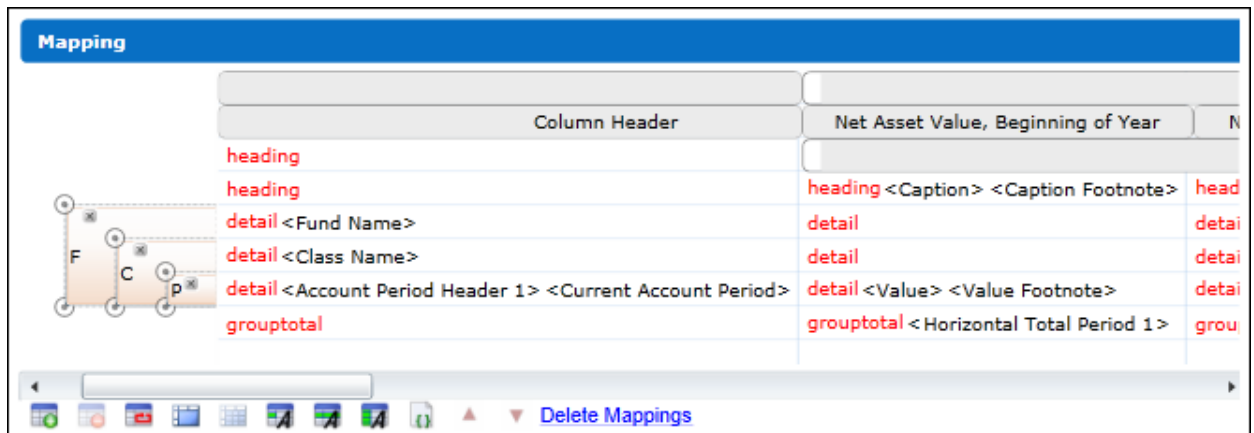
Overview

Pivoted financial statements were enhanced to output horizontal totals, which previously displayed as `< - undefined >` in statement output.

What's New

The behavior of horizontal totals in pivoted financial statements was changed, as detailed below.

1. When a *Horizontal Total Period* data point is added to a pivoted statement's output settings, the calculated horizontal total, as seen in the *Horizontal Totals* tab of the **Financial Workbook** page, will display in statement output.



Column Header	Net Asset Value, Beginning of Year	N
heading		
heading	heading <Caption> <Caption Footnote>	head
detail <Fund Name>	detail	detail
detail <Class Name>	detail	detail
detail <Account Period Header 1> <Current Account Period>	detail <Value> <Value Footnote>	detail
grouptotal	grouptotal <Horizontal Total Period 1>	grou

Note:

The values of a pivoted statement will match the values of the statement if it was output in the standard format.

2. The following data points are included in this change of behavior:
 - a. *Horizontal Total Period 1*
 - b. *Horizontal Total Period 2*

- c. *Horizontal Total Period 3*
- d. *Horizontal Total Period 4*
- e. *Horizontal Total Period 5*

Process Changes

The process of building pivoted table disclosures that use horizontal total values from funds can now be automated.



Appendix A: Form N-PORT Holdings Fields

The following matrix provides information about the new Form N-PORT holdings fields and the availability of each for use throughout FundSuiteArc. If a column is marked *TRUE* for a given field, then the field is available in the designated area of the application; if it is marked as *FALSE*, then the field is not available in that area.



	General Information		
New Field Name	Data Type	Length	UI "clean" Name (all application pages)
CaptionCustomSort	NVARCHAR	1024	Caption - Custom Sort
ConvertibleContingent	BIT		Convertible Contingent
ConvertibleMandatory	BIT		Convertible Mandatory
CouponType	NVARCHAR	30	Coupon Type
InterestOrCouponDeferred	BIT		Interest or Coupon Deferred
InterestPaidInKind	BIT		Interest Paid In-Kind
ReferenceInstrumentDescription	NVARCHAR	1000	Reference Instrument Description
Ticker	NVARCHAR	30	Ticker
AccruedDiscountsPremiums	DECIMAL	28, 6	Accrued Discounts/Premiums
CapitalGainDistributions	DECIMAL	28, 6	Capital Gain Distributions
CashCollateralSecurity	BIT		Cash Collateral Security
CashCollateralSecurityValue	DECIMAL	28, 6	Cash Collateral Security Value
CentralCounterparty	NVARCHAR	100	Central Counterparty
ChangeInUnrealizedValue	DECIMAL	28, 6	Change in Unrealized Value
ClearedByCentralCounterparty	BIT		Cleared by Central Counterparty
CommittedCapital	DECIMAL	28, 6	Committed Capital
ConversionRatio	DECIMAL	28, 6	Conversion Ratio
CounterpartyLEI	NVARCHAR	20	Counterparty LEI
CumulativeContributedCapital	DECIMAL	28, 6	Cumulative Contributed Capital
CurrencyDescriptionBought	DECIMAL	28, 6	Currency Description Bought
CurrencyDescriptionSold	DECIMAL	28, 6	Currency Description Sold
Delta	DECIMAL	28, 6	Delta
ExercisePrice	DECIMAL	28, 6	Exercise Price
DividendsAffiliatedIssuers	DECIMAL	28, 6	Dividends - Affiliated Issuers
Gamma	DECIMAL	28, 6	Gamma
Income	DECIMAL	28, 6	Income
LiquidityClassification	NVARCHAR	1000	Liquidity Classification
MarketValueofSharesPurchased	DECIMAL	28, 6	Market Value of Shares Purchased
MarketValueofSharesSold	DECIMAL	28, 6	Market Value of Shares Sold
NonCashCollateralSecurity	BIT		Non-Cash Collateral Security
NonCashCollateralSecurityValue	DECIMAL	28, 6	Non-Cash Collateral Security Value
NumberOfContracts	DECIMAL	28, 6	Number of Contracts
NPORTBalance	NVARCHAR	50	N-PORT Balance
OptionWarrantType	NVARCHAR	30	Option/Warrant Type
PayoffProfile	NVARCHAR	30	Payoff Profile
RealizedValue	DECIMAL	28, 6	Realized Value
RemainingCommitment	DECIMAL	28, 6	Remaining Commitment
RepurchaseRate	DECIMAL	28, 6	Repurchase Rate
SettlementDate	DATETIME		Settlement Date
SharesPurchased	DECIMAL	28, 6	Shares Purchased
SharesSold	DECIMAL	28, 6	Shares Sold
SwapDescription	NVARCHAR	1000	Swap Description
SwapDescriptionPaymentsPaid	NVARCHAR	1000	Swap Description Payments Paid
SwapDescriptionPaymentsReceived	NVARCHAR	1000	Swap Description Payments Received
TotalDistributions	DECIMAL	28, 6	Total Distributions
TriParty	BIT		Tri-Party
UnrealizedAppreciationDepreciation	DECIMAL	28, 6	Unrealized Appreciation/Depreciation
UpfrontPaymentsReceipts	DECIMAL	28, 6	Upfront Payments/Receipts
Vega	DECIMAL	28, 6	Vega
ChangeInUnrealizedValueCalculated	(calculated)	28, 6	Change in Unrealized Value (calculated)
NetSharesActivityCalculated	(calculated)	28, 6	Net Shares Activity (calculated)
NetSharesSoldCalculated	(calculated)	28, 6	Net Shares Sold (calculated)
NetMarketValueOfSharesActivityCalculated	(calculated)	28, 6	Net Market Value of Shares Activity (calculated)
NetMarketValueOfSharesSoldCalculated	(calculated)	28, 6	Net Market Value of Shares Sold (calculated)

New Field Name	Holdings Data Import (xlsx) / Holdings Load Profiles (txt)			Securities Audit Report
	Loadable	Overwrite Options	Tab Placement	
CaptionCustomSort	TRUE	TRUE	Security Captions	TRUE
ConvertibleContingent	TRUE	TRUE	Security Captions	TRUE
ConvertibleMandatory	TRUE	TRUE	Security Captions	TRUE
CouponType	TRUE	TRUE	Security Captions	TRUE
InterestOrCouponDeferred	TRUE	TRUE	Security Captions	TRUE
InterestPaidInKind	TRUE	TRUE	Security Captions	TRUE
ReferenceInstrumentDescription	TRUE	TRUE	Security Captions	TRUE
Ticker	TRUE	TRUE	Security Captions	TRUE
AccruedDiscountsPremiums	TRUE	TRUE	Security Balance	TRUE
CapitalGainDistributions	TRUE	TRUE	Security Balance	TRUE
CashCollateralSecurity	TRUE	TRUE	Security Balance	TRUE
CashCollateralSecurityValue	TRUE	TRUE	Security Balance	TRUE
CentralCounterparty	TRUE	TRUE	Security Balance	TRUE
ChangeInUnrealizedValue	TRUE	TRUE	Security Balance	TRUE
ClearedByCentralCounterparty	TRUE	TRUE	Security Balance	TRUE
CommittedCapital	TRUE	TRUE	Security Balance	TRUE
ConversionRatio	TRUE	TRUE	Security Balance	TRUE
CounterpartyLEI	TRUE	TRUE	Security Balance	TRUE
CumulativeContributedCapital	TRUE	TRUE	Security Balance	TRUE
CurrencyDescriptionBought	TRUE	TRUE	Security Balance	TRUE
CurrencyDescriptionSold	TRUE	TRUE	Security Balance	TRUE
Delta	TRUE	TRUE	Security Balance	TRUE
ExercisePrice	TRUE	TRUE	Security Balance	TRUE
DividendsAffiliatedIssuers	TRUE	TRUE	Security Balance	TRUE
Gamma	TRUE	TRUE	Security Balance	TRUE
Income	TRUE	TRUE	Security Balance	TRUE
LiquidityClassification	TRUE	TRUE	Security Balance	TRUE
MarketValueOfSharesPurchased	TRUE	TRUE	Security Balance	TRUE
MarketValueOfSharesSold	TRUE	TRUE	Security Balance	TRUE
NonCashCollateralSecurity	TRUE	TRUE	Security Balance	TRUE
NonCashCollateralSecurityValue	TRUE	TRUE	Security Balance	TRUE
NumberOfContracts	TRUE	TRUE	Security Balance	TRUE
NPORTBalance	TRUE	TRUE	Security Balance	TRUE
OptionWarrantType	TRUE	TRUE	Security Balance	TRUE
PayoffProfile	TRUE	TRUE	Security Balance	TRUE
RealizedValue	TRUE	TRUE	Security Balance	TRUE
RemainingCommitment	TRUE	TRUE	Security Balance	TRUE
RepurchaseRate	TRUE	TRUE	Security Balance	TRUE
SettlementDate	TRUE	TRUE	Security Balance	TRUE
SharesPurchased	TRUE	TRUE	Security Balance	TRUE
SharesSold	TRUE	TRUE	Security Balance	TRUE
SwapDescription	TRUE	TRUE	Security Balance	TRUE
SwapDescriptionPaymentsPaid	TRUE	TRUE	Security Balance	TRUE
SwapDescriptionPaymentsReceived	TRUE	TRUE	Security Balance	TRUE
TotalDistributions	TRUE	TRUE	Security Balance	TRUE
TriParty	TRUE	TRUE	Security Balance	TRUE
UnrealizedAppreciationDepreciation	TRUE	TRUE	Security Balance	TRUE
UpfrontPaymentsReceipts	TRUE	TRUE	Security Balance	TRUE
Vega	TRUE	TRUE	Security Balance	TRUE
ChangeInUnrealizedValueCalculated	FALSE	FALSE	N/A	FALSE
NetSharesActivityCalculated	FALSE	FALSE	N/A	FALSE
NetSharesSoldCalculated	FALSE	FALSE	N/A	FALSE
NetMarketValueOfSharesActivityCalculated	FALSE	FALSE	N/A	FALSE
NetMarketValueOfSharesSoldCalculated	FALSE	FALSE	N/A	FALSE

New Field Name	Fund Holdings page		Database Table		Global Holdings Review
	Holdings tab	Abbreviations tab > Found in Field	Security Library	Security Balance	
CaptionCustomSort	TRUE	FALSE	TRUE	FALSE	TRUE
ConvertibleContingent	TRUE	FALSE	TRUE	FALSE	TRUE
ConvertibleMandatory	TRUE	FALSE	TRUE	FALSE	TRUE
CouponType	TRUE	FALSE	TRUE	FALSE	TRUE
InterestOrCouponDeferred	TRUE	FALSE	TRUE	FALSE	TRUE
InterestPaidInKind	TRUE	FALSE	TRUE	FALSE	TRUE
ReferenceInstrumentDescription	TRUE	FALSE	TRUE	FALSE	TRUE
Ticker	TRUE	FALSE	TRUE	FALSE	TRUE
AccruedDiscountsPremiums	TRUE	FALSE	FALSE	TRUE	TRUE
CapitalGainDistributions	TRUE	FALSE	FALSE	TRUE	TRUE
CashCollateralSecurity	TRUE	FALSE	FALSE	TRUE	TRUE
CashCollateralSecurityValue	TRUE	FALSE	FALSE	TRUE	TRUE
CentralCounterparty	TRUE	FALSE	FALSE	TRUE	TRUE
ChangeInUnrealizedValue	TRUE	FALSE	FALSE	TRUE	TRUE
ClearedByCentralCounterparty	TRUE	FALSE	FALSE	TRUE	TRUE
CommittedCapital	TRUE	FALSE	FALSE	TRUE	TRUE
ConversionRatio	TRUE	FALSE	FALSE	TRUE	TRUE
CounterpartyLEI	TRUE	FALSE	FALSE	TRUE	TRUE
CumulativeContributedCapital	TRUE	FALSE	FALSE	TRUE	TRUE
CurrencyDescriptionBought	TRUE	FALSE	FALSE	TRUE	TRUE
CurrencyDescriptionSold	TRUE	FALSE	FALSE	TRUE	TRUE
Delta	TRUE	FALSE	FALSE	TRUE	TRUE
ExercisePrice	TRUE	FALSE	FALSE	TRUE	TRUE
DividendsAffiliatedIssuers	TRUE	FALSE	FALSE	TRUE	TRUE
Gamma	TRUE	FALSE	FALSE	TRUE	TRUE
Income	TRUE	FALSE	FALSE	TRUE	TRUE
LiquidityClassification	TRUE	FALSE	FALSE	TRUE	TRUE
MarketValueofSharesPurchased	TRUE	FALSE	FALSE	TRUE	TRUE
MarketValueofSharesSold	TRUE	FALSE	FALSE	TRUE	TRUE
NonCashCollateralSecurity	TRUE	FALSE	FALSE	TRUE	TRUE
NonCashCollateralSecurityValue	TRUE	FALSE	FALSE	TRUE	TRUE
NumberOfContracts	TRUE	FALSE	FALSE	TRUE	TRUE
NPORTBalance	TRUE	FALSE	FALSE	TRUE	TRUE
OptionWarrantType	TRUE	FALSE	FALSE	TRUE	TRUE
PayoffProfile	TRUE	FALSE	FALSE	TRUE	TRUE
RealizedValue	TRUE	FALSE	FALSE	TRUE	TRUE
RemainingCommitment	TRUE	FALSE	FALSE	TRUE	TRUE
RepurchaseRate	TRUE	FALSE	FALSE	TRUE	TRUE
SettlementDate	TRUE	FALSE	FALSE	TRUE	TRUE
SharesPurchased	TRUE	FALSE	FALSE	TRUE	TRUE
SharesSold	TRUE	FALSE	FALSE	TRUE	TRUE
SwapDescription	TRUE	FALSE	FALSE	TRUE	TRUE
SwapDescriptionPaymentsPaid	TRUE	FALSE	FALSE	TRUE	TRUE
SwapDescriptionPaymentsReceived	TRUE	FALSE	FALSE	TRUE	TRUE
TotalDistributions	TRUE	FALSE	FALSE	TRUE	TRUE
TriParty	TRUE	FALSE	FALSE	TRUE	TRUE
UnrealizedAppreciationDepreciation	TRUE	FALSE	FALSE	TRUE	TRUE
UpfrontPaymentsReceipts	TRUE	FALSE	FALSE	TRUE	TRUE
Vega	TRUE	FALSE	FALSE	TRUE	TRUE
ChangeInUnrealizedValueCalculated	TRUE	FALSE	FALSE	TRUE	FALSE
NetSharesActivityCalculated	TRUE	FALSE	FALSE	TRUE	FALSE
NetSharesSoldCalculated	TRUE	FALSE	FALSE	TRUE	FALSE
NetMarketValueOfSharesActivityCalculated	TRUE	FALSE	FALSE	TRUE	FALSE
NetMarketValueOfSharesSoldCalculated	TRUE	FALSE	FALSE	TRUE	FALSE

New Field Name	Holdings Data Extract	Footnote Libraries - Holdings page			Footnote Preview and Assignment page
		Insert Data Point > Type (Fund Holdings) > Field	Details > Conditional Value > Add/Edit Conditional Formula Element > If (Security) > Add/Edit Data Point > Field	Details > Link footnote to fund holdings > Linked Field & Apply To	Assign Footnote(s) > Apply To
CaptionCustomSort	TRUE	FALSE	FALSE	FALSE	FALSE
ConvertibleContingent	TRUE	FALSE	FALSE	FALSE	FALSE
ConvertibleMandatory	TRUE	FALSE	FALSE	FALSE	FALSE
CouponType	TRUE	FALSE	FALSE	FALSE	FALSE
InterestOrCouponDeferred	TRUE	FALSE	FALSE	FALSE	FALSE
InterestPaidInKind	TRUE	FALSE	FALSE	FALSE	FALSE
ReferenceInstrumentDescription	TRUE	FALSE	FALSE	FALSE	FALSE
Ticker	TRUE	FALSE	FALSE	FALSE	FALSE
AccruedDiscountsPremiums	TRUE	FALSE	FALSE	FALSE	FALSE
CapitalGainDistributions	TRUE	FALSE	FALSE	FALSE	FALSE
CashCollateralSecurity	TRUE	FALSE	FALSE	FALSE	FALSE
CashCollateralSecurityValue	TRUE	FALSE	FALSE	FALSE	FALSE
CentralCounterparty	TRUE	FALSE	FALSE	FALSE	FALSE
ChangeInUnrealizedValue	TRUE	FALSE	FALSE	FALSE	FALSE
ClearedByCentralCounterparty	TRUE	FALSE	FALSE	FALSE	FALSE
CommittedCapital	TRUE	FALSE	FALSE	FALSE	FALSE
ConversionRatio	TRUE	FALSE	FALSE	FALSE	FALSE
CounterpartyLEI	TRUE	FALSE	FALSE	FALSE	FALSE
CumulativeContributedCapital	TRUE	FALSE	FALSE	FALSE	FALSE
CurrencyDescriptionBought	TRUE	FALSE	FALSE	FALSE	FALSE
CurrencyDescriptionSold	TRUE	FALSE	FALSE	FALSE	FALSE
Delta	TRUE	FALSE	FALSE	FALSE	FALSE
ExercisePrice	TRUE	FALSE	FALSE	FALSE	FALSE
DividendsAffiliatedIssuers	TRUE	FALSE	FALSE	FALSE	FALSE
Gamma	TRUE	FALSE	FALSE	FALSE	FALSE
Income	TRUE	FALSE	FALSE	FALSE	FALSE
LiquidityClassification	TRUE	FALSE	FALSE	FALSE	FALSE
MarketValueOfSharesPurchased	TRUE	FALSE	FALSE	FALSE	FALSE
MarketValueOfSharesSold	TRUE	FALSE	FALSE	FALSE	FALSE
NonCashCollateralSecurity	TRUE	FALSE	FALSE	FALSE	FALSE
NonCashCollateralSecurityValue	TRUE	FALSE	FALSE	FALSE	FALSE
NumberOfContracts	TRUE	FALSE	FALSE	FALSE	FALSE
NPORTBalance	TRUE	FALSE	FALSE	FALSE	FALSE
OptionWarrantType	TRUE	FALSE	FALSE	FALSE	FALSE
PayoffProfile	TRUE	FALSE	FALSE	FALSE	FALSE
RealizedValue	TRUE	FALSE	FALSE	FALSE	FALSE
RemainingCommitment	TRUE	FALSE	FALSE	FALSE	FALSE
RepurchaseRate	TRUE	FALSE	FALSE	FALSE	FALSE
SettlementDate	TRUE	FALSE	FALSE	FALSE	FALSE
SharesPurchased	TRUE	FALSE	FALSE	FALSE	FALSE
SharesSold	TRUE	FALSE	FALSE	FALSE	FALSE
SwapDescription	TRUE	FALSE	FALSE	FALSE	FALSE
SwapDescriptionPaymentsPaid	TRUE	FALSE	FALSE	FALSE	FALSE
SwapDescriptionPaymentsReceived	TRUE	FALSE	FALSE	FALSE	FALSE
TotalDistributions	TRUE	FALSE	FALSE	FALSE	FALSE
TriParty	TRUE	FALSE	FALSE	FALSE	FALSE
UnrealizedAppreciationDepreciation	TRUE	FALSE	FALSE	FALSE	FALSE
UpfrontPaymentsReceipts	TRUE	FALSE	FALSE	FALSE	FALSE
Vega	TRUE	FALSE	FALSE	FALSE	FALSE
ChangeInUnrealizedValueCalculated	FALSE	FALSE	FALSE	FALSE	FALSE
NetSharesActivityCalculated	FALSE	FALSE	FALSE	FALSE	FALSE
NetSharesSoldCalculated	FALSE	FALSE	FALSE	FALSE	FALSE
NetMarketValueOfSharesActivityCalculated	FALSE	FALSE	FALSE	FALSE	FALSE
NetMarketValueOfSharesSoldCalculated	FALSE	FALSE	FALSE	FALSE	FALSE

	Portfolio Statement Templates page				
New Field Name	Aggregate tab	Calculations tab	Filter tab	Sorting tab	Stack tab
CaptionCustomSort	TRUE	FALSE	TRUE	TRUE	TRUE
ConvertibleContingent	TRUE	FALSE	TRUE	TRUE	TRUE
ConvertibleMandatory	TRUE	FALSE	TRUE	TRUE	TRUE
CouponType	TRUE	FALSE	TRUE	TRUE	TRUE
InterestOrCouponDeferred	TRUE	FALSE	TRUE	TRUE	TRUE
InterestPaidInKind	TRUE	FALSE	TRUE	TRUE	TRUE
ReferenceInstrumentDescription	TRUE	FALSE	TRUE	TRUE	TRUE
Ticker	TRUE	FALSE	TRUE	TRUE	TRUE
AccruedDiscountsPremiums	FALSE	TRUE	FALSE	TRUE	FALSE
CapitalGainDistributions	FALSE	TRUE	FALSE	TRUE	FALSE
CashCollateralSecurity	TRUE	FALSE	TRUE	TRUE	TRUE
CashCollateralSecurityValue	FALSE	TRUE	FALSE	TRUE	FALSE
CentralCounterparty	TRUE	FALSE	TRUE	TRUE	TRUE
ChangeInUnrealizedValue	FALSE	TRUE	FALSE	TRUE	FALSE
ClearedByCentralCounterparty	TRUE	FALSE	TRUE	TRUE	TRUE
CommittedCapital	FALSE	TRUE	FALSE	TRUE	FALSE
ConversionRatio	FALSE	TRUE	FALSE	TRUE	FALSE
CounterpartyLEI	TRUE	FALSE	TRUE	TRUE	TRUE
CumulativeContributedCapital	FALSE	TRUE	FALSE	TRUE	FALSE
CurrencyDescriptionBought	FALSE	TRUE	FALSE	TRUE	FALSE
CurrencyDescriptionSold	FALSE	TRUE	FALSE	TRUE	FALSE
Delta	FALSE	TRUE	FALSE	TRUE	FALSE
ExercisePrice	FALSE	TRUE	FALSE	TRUE	FALSE
DividendsAffiliatedIssuers	FALSE	TRUE	FALSE	TRUE	FALSE
Gamma	FALSE	TRUE	FALSE	TRUE	FALSE
Income	FALSE	TRUE	FALSE	TRUE	FALSE
LiquidityClassification	TRUE	FALSE	TRUE	TRUE	TRUE
MarketValueofSharesPurchased	FALSE	TRUE	FALSE	TRUE	FALSE
MarketValueofSharesSold	FALSE	TRUE	FALSE	TRUE	FALSE
NonCashCollateralSecurity	TRUE	FALSE	TRUE	TRUE	TRUE
NonCashCollateralSecurityValue	FALSE	TRUE	FALSE	TRUE	FALSE
NumberOfContracts	FALSE	TRUE	FALSE	TRUE	FALSE
NPORTBalance	TRUE	FALSE	TRUE	TRUE	TRUE
OptionWarrantType	TRUE	FALSE	TRUE	TRUE	TRUE
PayoffProfile	TRUE	FALSE	TRUE	TRUE	TRUE
RealizedValue	FALSE	TRUE	FALSE	TRUE	FALSE
RemainingCommitment	FALSE	TRUE	FALSE	TRUE	FALSE
RepurchaseRate	FALSE	TRUE	FALSE	TRUE	FALSE
SettlementDate	TRUE	FALSE	TRUE	TRUE	TRUE
SharesPurchased	FALSE	TRUE	FALSE	TRUE	FALSE
SharesSold	FALSE	TRUE	FALSE	TRUE	FALSE
SwapDescription	TRUE	FALSE	TRUE	TRUE	TRUE
SwapDescriptionPaymentsPaid	TRUE	FALSE	TRUE	TRUE	TRUE
SwapDescriptionPaymentsReceived	TRUE	FALSE	TRUE	TRUE	TRUE
TotalDistributions	FALSE	TRUE	FALSE	TRUE	FALSE
TriParty	TRUE	FALSE	TRUE	TRUE	TRUE
UnrealizedAppreciationDepreciation	FALSE	TRUE	FALSE	TRUE	FALSE
UpfrontPaymentsReceipts	FALSE	TRUE	FALSE	TRUE	FALSE
Vega	FALSE	TRUE	FALSE	TRUE	FALSE
ChangeInUnrealizedValueCalculated	FALSE	TRUE	FALSE	TRUE	FALSE
NetSharesActivityCalculated	FALSE	TRUE	FALSE	TRUE	FALSE
NetSharesSoldCalculated	FALSE	TRUE	FALSE	TRUE	FALSE
NetMarketValueOfSharesActivityCalculated	FALSE	TRUE	FALSE	TRUE	FALSE
NetMarketValueOfSharesSoldCalculated	FALSE	TRUE	FALSE	TRUE	FALSE

	Portfolio Statement Templates page (cont.)	Portfolio Statement Template Output Settings page			
New Field Name	Add Item > Group	Abbreviation Legend node	Aggregated Category node	Aggregated Securities node	Category Exception Header node
CaptionCustomSort	TRUE	FALSE	TRUE	(only if aggregating)	TRUE
ConvertibleContingent	TRUE	FALSE	TRUE	(only if aggregating)	TRUE
ConvertibleMandatory	TRUE	FALSE	TRUE	(only if aggregating)	TRUE
CouponType	TRUE	FALSE	TRUE	(only if aggregating)	TRUE
InterestOrCouponDeferred	TRUE	FALSE	TRUE	(only if aggregating)	TRUE
InterestPaidInKind	TRUE	FALSE	TRUE	(only if aggregating)	TRUE
ReferenceInstrumentDescription	TRUE	FALSE	TRUE	(only if aggregating)	TRUE
Ticker	TRUE	FALSE	TRUE	(only if aggregating)	TRUE
AccruedDiscountsPremiums	TRUE	FALSE	TRUE	(sum all holdings)	TRUE
CapitalGainDistributions	TRUE	FALSE	TRUE	(sum all holdings)	TRUE
CashCollateralSecurity	TRUE	FALSE	TRUE	(only if aggregating)	TRUE
CashCollateralSecurityValue	TRUE	FALSE	TRUE	(sum all holdings)	TRUE
CentralCounterparty	TRUE	FALSE	TRUE	(only if aggregating)	TRUE
ChangeInUnrealizedValue	TRUE	FALSE	TRUE	(sum all holdings)	TRUE
ClearedbyCentralCounterparty	TRUE	FALSE	TRUE	(only if aggregating)	TRUE
CommittedCapital	TRUE	FALSE	TRUE	(sum all holdings)	TRUE
ConversionRatio	TRUE	FALSE	TRUE	(sum all holdings)	TRUE
CounterpartyLEI	TRUE	FALSE	TRUE	(only if aggregating)	TRUE
CumulativeContributedCapital	TRUE	FALSE	TRUE	(sum all holdings)	TRUE
CurrencyDescriptionBought	TRUE	FALSE	TRUE	(sum all holdings)	TRUE
CurrencyDescriptionSold	TRUE	FALSE	TRUE	(sum all holdings)	TRUE
Delta	TRUE	FALSE	TRUE	(sum all holdings)	TRUE
ExercisePrice	TRUE	FALSE	TRUE	(sum all holdings)	TRUE
DividendsAffiliatedIssuers	TRUE	FALSE	TRUE	(sum all holdings)	TRUE
Gamma	TRUE	FALSE	TRUE	(sum all holdings)	TRUE
Income	TRUE	FALSE	TRUE	(sum all holdings)	TRUE
LiquidityClassification	TRUE	FALSE	TRUE	(only if aggregating)	TRUE
MarketValueofSharesPurchased	TRUE	FALSE	TRUE	(sum all holdings)	TRUE
MarketValueofSharesSold	TRUE	FALSE	TRUE	(sum all holdings)	TRUE
NonCashCollateralSecurity	TRUE	FALSE	TRUE	(only if aggregating)	TRUE
NonCashCollateralSecurityValue	TRUE	FALSE	TRUE	(sum all holdings)	TRUE
NumberOfContracts	TRUE	FALSE	TRUE	(sum all holdings)	TRUE
NPORTBalance	TRUE	FALSE	TRUE	(only if aggregating)	TRUE
OptionWarrantType	TRUE	FALSE	TRUE	(only if aggregating)	TRUE
PayoffProfile	TRUE	FALSE	TRUE	(only if aggregating)	TRUE
RealizedValue	TRUE	FALSE	TRUE	(sum all holdings)	TRUE
RemainingCommitment	TRUE	FALSE	TRUE	(sum all holdings)	TRUE
RepurchaseRate	TRUE	FALSE	TRUE	(sum all holdings)	TRUE
SettlementDate	TRUE	FALSE	TRUE	(only if aggregating)	TRUE
SharesPurchased	TRUE	FALSE	TRUE	(sum all holdings)	TRUE
SharesSold	TRUE	FALSE	TRUE	(sum all holdings)	TRUE
SwapDescription	TRUE	FALSE	TRUE	(only if aggregating)	TRUE
SwapDescriptionPaymentsPaid	TRUE	FALSE	TRUE	(only if aggregating)	TRUE
SwapDescriptionPaymentsReceived	TRUE	FALSE	TRUE	(only if aggregating)	TRUE
TotalDistributions	TRUE	FALSE	TRUE	(sum all holdings)	TRUE
TriParty	TRUE	FALSE	TRUE	(only if aggregating)	TRUE
UnrealizedAppreciationDepreciation	TRUE	FALSE	TRUE	(sum all holdings)	TRUE
UpfrontPaymentsReceipts	TRUE	FALSE	TRUE	(sum all holdings)	TRUE
Vega	TRUE	FALSE	TRUE	(sum all holdings)	TRUE
ChangeInUnrealizedValueCalculated	TRUE	FALSE	TRUE	(sum all holdings)	TRUE
NetSharesActivityCalculated	TRUE	FALSE	TRUE	(sum all holdings)	TRUE
NetSharesSoldCalculated	TRUE	FALSE	TRUE	(sum all holdings)	TRUE
NetMarketValueOfSharesActivityCalculated	TRUE	FALSE	TRUE	(sum all holdings)	TRUE
NetMarketValueOfSharesSoldCalculated	TRUE	FALSE	TRUE	(sum all holdings)	TRUE

Portfolio Statement Template Output Settings page (cont.)					
New Field Name	Category Exception Total node	Category Header node	Category Total node	Currency Legend node	Footnote Legend node
CaptionCustomSort	TRUE	TRUE	TRUE	FALSE	FALSE
ConvertibleContingent	TRUE	TRUE	TRUE	FALSE	FALSE
ConvertibleMandatory	TRUE	TRUE	TRUE	FALSE	FALSE
CouponType	TRUE	TRUE	TRUE	FALSE	FALSE
InterestOrCouponDeferred	TRUE	TRUE	TRUE	FALSE	FALSE
InterestPaidInKind	TRUE	TRUE	TRUE	FALSE	FALSE
ReferenceInstrumentDescription	TRUE	TRUE	TRUE	FALSE	FALSE
Ticker	TRUE	TRUE	TRUE	FALSE	FALSE
AccruedDiscountsPremiums	TRUE	TRUE	TRUE	FALSE	FALSE
CapitalGainDistributions	TRUE	TRUE	TRUE	FALSE	FALSE
CashCollateralSecurity	TRUE	TRUE	TRUE	FALSE	FALSE
CashCollateralSecurityValue	TRUE	TRUE	TRUE	FALSE	FALSE
CentralCounterparty	TRUE	TRUE	TRUE	FALSE	FALSE
ChangeInUnrealizedValue	TRUE	TRUE	TRUE	FALSE	FALSE
ClearedByCentralCounterparty	TRUE	TRUE	TRUE	FALSE	FALSE
CommittedCapital	TRUE	TRUE	TRUE	FALSE	FALSE
ConversionRatio	TRUE	TRUE	TRUE	FALSE	FALSE
CounterpartyLEI	TRUE	TRUE	TRUE	FALSE	FALSE
CumulativeContributedCapital	TRUE	TRUE	TRUE	FALSE	FALSE
CurrencyDescriptionBought	TRUE	TRUE	TRUE	FALSE	FALSE
CurrencyDescriptionSold	TRUE	TRUE	TRUE	FALSE	FALSE
Delta	TRUE	TRUE	TRUE	FALSE	FALSE
ExercisePrice	TRUE	TRUE	TRUE	FALSE	FALSE
DividendsAffiliatedIssuers	TRUE	TRUE	TRUE	FALSE	FALSE
Gamma	TRUE	TRUE	TRUE	FALSE	FALSE
Income	TRUE	TRUE	TRUE	FALSE	FALSE
LiquidityClassification	TRUE	TRUE	TRUE	FALSE	FALSE
MarketValueOfSharesPurchased	TRUE	TRUE	TRUE	FALSE	FALSE
MarketValueOfSharesSold	TRUE	TRUE	TRUE	FALSE	FALSE
NonCashCollateralSecurity	TRUE	TRUE	TRUE	FALSE	FALSE
NonCashCollateralSecurityValue	TRUE	TRUE	TRUE	FALSE	FALSE
NumberOfContracts	TRUE	TRUE	TRUE	FALSE	FALSE
NPORTBalance	TRUE	TRUE	TRUE	FALSE	FALSE
OptionWarrantType	TRUE	TRUE	TRUE	FALSE	FALSE
PayoffProfile	TRUE	TRUE	TRUE	FALSE	FALSE
RealizedValue	TRUE	TRUE	TRUE	FALSE	FALSE
RemainingCommitment	TRUE	TRUE	TRUE	FALSE	FALSE
RepurchaseRate	TRUE	TRUE	TRUE	FALSE	FALSE
SettlementDate	TRUE	TRUE	TRUE	FALSE	FALSE
SharesPurchased	TRUE	TRUE	TRUE	FALSE	FALSE
SharesSold	TRUE	TRUE	TRUE	FALSE	FALSE
SwapDescription	TRUE	TRUE	TRUE	FALSE	FALSE
SwapDescriptionPaymentsPaid	TRUE	TRUE	TRUE	FALSE	FALSE
SwapDescriptionPaymentsReceived	TRUE	TRUE	TRUE	FALSE	FALSE
TotalDistributions	TRUE	TRUE	TRUE	FALSE	FALSE
TriParty	TRUE	TRUE	TRUE	FALSE	FALSE
UnrealizedAppreciationDepreciation	TRUE	TRUE	TRUE	FALSE	FALSE
UpfrontPaymentsReceipts	TRUE	TRUE	TRUE	FALSE	FALSE
Vega	TRUE	TRUE	TRUE	FALSE	FALSE
ChangeInUnrealizedValueCalculated	TRUE	TRUE	TRUE	FALSE	FALSE
NetSharesActivityCalculated	TRUE	TRUE	TRUE	FALSE	FALSE
NetSharesSoldCalculated	TRUE	TRUE	TRUE	FALSE	FALSE
NetMarketValueOfSharesActivityCalculated	TRUE	TRUE	TRUE	FALSE	FALSE
NetMarketValueOfSharesSoldCalculated	TRUE	TRUE	TRUE	FALSE	FALSE

	Portfolio Statement Template Output Settings page (cont.)				
New Field Name	Formula node	Group Exception Header node	Group Exception Total node	Group Header node	Group Total node
CaptionCustomSort	FALSE	TRUE	TRUE	TRUE	TRUE
ConvertibleContingent	FALSE	TRUE	TRUE	TRUE	TRUE
ConvertibleMandatory	FALSE	TRUE	TRUE	TRUE	TRUE
CouponType	FALSE	TRUE	TRUE	TRUE	TRUE
InterestOrCouponDeferred	FALSE	TRUE	TRUE	TRUE	TRUE
InterestPaidInKind	FALSE	TRUE	TRUE	TRUE	TRUE
ReferenceInstrumentDescription	FALSE	TRUE	TRUE	TRUE	TRUE
Ticker	FALSE	TRUE	TRUE	TRUE	TRUE
AccruedDiscountsPremiums	TRUE	TRUE	TRUE	TRUE	TRUE
CapitalGainDistributions	TRUE	TRUE	TRUE	TRUE	TRUE
CashCollateralSecurity	FALSE	TRUE	TRUE	TRUE	TRUE
CashCollateralSecurityValue	TRUE	TRUE	TRUE	TRUE	TRUE
CentralCounterparty	FALSE	TRUE	TRUE	TRUE	TRUE
ChangeinUnrealizedValue	TRUE	TRUE	TRUE	TRUE	TRUE
ClearedbyCentralCounterparty	FALSE	TRUE	TRUE	TRUE	TRUE
CommittedCapital	TRUE	TRUE	TRUE	TRUE	TRUE
ConversionRatio	TRUE	TRUE	TRUE	TRUE	TRUE
CounterpartyLEI	FALSE	TRUE	TRUE	TRUE	TRUE
CumulativeContributedCapital	TRUE	TRUE	TRUE	TRUE	TRUE
CurrencyDescriptionBought	TRUE	TRUE	TRUE	TRUE	TRUE
CurrencyDescriptionSold	TRUE	TRUE	TRUE	TRUE	TRUE
Delta	TRUE	TRUE	TRUE	TRUE	TRUE
ExercisePrice	TRUE	TRUE	TRUE	TRUE	TRUE
DividendsAffiliatedIssuers	TRUE	TRUE	TRUE	TRUE	TRUE
Gamma	TRUE	TRUE	TRUE	TRUE	TRUE
Income	TRUE	TRUE	TRUE	TRUE	TRUE
LiquidityClassification	FALSE	TRUE	TRUE	TRUE	TRUE
MarketValueofSharesPurchased	TRUE	TRUE	TRUE	TRUE	TRUE
MarketValueofSharesSold	TRUE	TRUE	TRUE	TRUE	TRUE
NonCashCollateralSecurity	FALSE	TRUE	TRUE	TRUE	TRUE
NonCashCollateralSecurityValue	TRUE	TRUE	TRUE	TRUE	TRUE
NumberOfContracts	TRUE	TRUE	TRUE	TRUE	TRUE
NPORTBalance	FALSE	TRUE	TRUE	TRUE	TRUE
OptionWarrantType	FALSE	TRUE	TRUE	TRUE	TRUE
PayoffProfile	FALSE	TRUE	TRUE	TRUE	TRUE
RealizedValue	TRUE	TRUE	TRUE	TRUE	TRUE
RemainingCommitment	TRUE	TRUE	TRUE	TRUE	TRUE
RepurchaseRate	TRUE	TRUE	TRUE	TRUE	TRUE
SettlementDate	FALSE	TRUE	TRUE	TRUE	TRUE
SharesPurchased	TRUE	TRUE	TRUE	TRUE	TRUE
SharesSold	TRUE	TRUE	TRUE	TRUE	TRUE
SwapDescription	FALSE	TRUE	TRUE	TRUE	TRUE
SwapDescriptionPaymentsPaid	FALSE	TRUE	TRUE	TRUE	TRUE
SwapDescriptionPaymentsReceived	FALSE	TRUE	TRUE	TRUE	TRUE
TotalDistributions	TRUE	TRUE	TRUE	TRUE	TRUE
TriParty	FALSE	TRUE	TRUE	TRUE	TRUE
UnrealizedAppreciationDepreciation	TRUE	TRUE	TRUE	TRUE	TRUE
UpfrontPaymentsReceipts	TRUE	TRUE	TRUE	TRUE	TRUE
Vega	TRUE	TRUE	TRUE	TRUE	TRUE
ChangeinUnrealizedValueCalculated	TRUE	TRUE	TRUE	TRUE	TRUE
NetSharesActivityCalculated	TRUE	TRUE	TRUE	TRUE	TRUE
NetSharesSoldCalculated	TRUE	TRUE	TRUE	TRUE	TRUE
NetMarketValueOfSharesActivityCalculated	TRUE	TRUE	TRUE	TRUE	TRUE
NetMarketValueOfSharesSoldCalculated	TRUE	TRUE	TRUE	TRUE	TRUE

Portfolio Statement Template Output Settings page (cont.)					
New Field Name	Legend node	Negative Subtotal node	Net Assets node	Other Assets node	Other Securities node
CaptionCustomSort	FALSE	TRUE	TRUE	TRUE	(sum all holdings)
ConvertibleContingent	FALSE	TRUE	TRUE	TRUE	(sum all holdings)
ConvertibleMandatory	FALSE	TRUE	TRUE	TRUE	(sum all holdings)
CouponType	FALSE	TRUE	TRUE	TRUE	(sum all holdings)
InterestOrCouponDeferred	FALSE	TRUE	TRUE	TRUE	(sum all holdings)
InterestPaidInKind	FALSE	TRUE	TRUE	TRUE	(sum all holdings)
ReferenceInstrumentDescription	FALSE	TRUE	TRUE	TRUE	(sum all holdings)
Ticker	FALSE	TRUE	TRUE	TRUE	(sum all holdings)
AccruedDiscountsPremiums	FALSE	TRUE	TRUE	TRUE	(sum all holdings)
CapitalGainDistributions	FALSE	TRUE	TRUE	TRUE	(sum all holdings)
CashCollateralSecurity	FALSE	TRUE	TRUE	TRUE	(sum all holdings)
CashCollateralSecurityValue	FALSE	TRUE	TRUE	TRUE	(sum all holdings)
CentralCounterparty	FALSE	TRUE	TRUE	TRUE	(sum all holdings)
ChangeInUnrealizedValue	FALSE	TRUE	TRUE	TRUE	(sum all holdings)
ClearedByCentralCounterparty	FALSE	TRUE	TRUE	TRUE	(sum all holdings)
CommittedCapital	FALSE	TRUE	TRUE	TRUE	(sum all holdings)
ConversionRatio	FALSE	TRUE	TRUE	TRUE	(sum all holdings)
CounterpartyLEI	FALSE	TRUE	TRUE	TRUE	(sum all holdings)
CumulativeContributedCapital	FALSE	TRUE	TRUE	TRUE	(sum all holdings)
CurrencyDescriptionBought	FALSE	TRUE	TRUE	TRUE	(sum all holdings)
CurrencyDescriptionSold	FALSE	TRUE	TRUE	TRUE	(sum all holdings)
Delta	FALSE	TRUE	TRUE	TRUE	(sum all holdings)
ExercisePrice	FALSE	TRUE	TRUE	TRUE	(sum all holdings)
DividendsAffiliatedIssuers	FALSE	TRUE	TRUE	TRUE	(sum all holdings)
Gamma	FALSE	TRUE	TRUE	TRUE	(sum all holdings)
Income	FALSE	TRUE	TRUE	TRUE	(sum all holdings)
LiquidityClassification	FALSE	TRUE	TRUE	TRUE	(sum all holdings)
MarketValueOfSharesPurchased	FALSE	TRUE	TRUE	TRUE	(sum all holdings)
MarketValueOfSharesSold	FALSE	TRUE	TRUE	TRUE	(sum all holdings)
NonCashCollateralSecurity	FALSE	TRUE	TRUE	TRUE	(sum all holdings)
NonCashCollateralSecurityValue	FALSE	TRUE	TRUE	TRUE	(sum all holdings)
NumberOfContracts	FALSE	TRUE	TRUE	TRUE	(sum all holdings)
NPORTBalance	FALSE	TRUE	TRUE	TRUE	(sum all holdings)
OptionWarrantType	FALSE	TRUE	TRUE	TRUE	(sum all holdings)
PayoffProfile	FALSE	TRUE	TRUE	TRUE	(sum all holdings)
RealizedValue	FALSE	TRUE	TRUE	TRUE	(sum all holdings)
RemainingCommitment	FALSE	TRUE	TRUE	TRUE	(sum all holdings)
RepurchaseRate	FALSE	TRUE	TRUE	TRUE	(sum all holdings)
SettlementDate	FALSE	TRUE	TRUE	TRUE	(sum all holdings)
SharesPurchased	FALSE	TRUE	TRUE	TRUE	(sum all holdings)
SharesSold	FALSE	TRUE	TRUE	TRUE	(sum all holdings)
SwapDescription	FALSE	TRUE	TRUE	TRUE	(sum all holdings)
SwapDescriptionPaymentsPaid	FALSE	TRUE	TRUE	TRUE	(sum all holdings)
SwapDescriptionPaymentsReceived	FALSE	TRUE	TRUE	TRUE	(sum all holdings)
TotalDistributions	FALSE	TRUE	TRUE	TRUE	(sum all holdings)
TriParty	FALSE	TRUE	TRUE	TRUE	(sum all holdings)
UnrealizedAppreciationDepreciation	FALSE	TRUE	TRUE	TRUE	(sum all holdings)
UpfrontPaymentsReceipts	FALSE	TRUE	TRUE	TRUE	(sum all holdings)
Vega	FALSE	TRUE	TRUE	TRUE	(sum all holdings)
ChangeInUnrealizedValueCalculated	FALSE	TRUE	TRUE	TRUE	(sum all holdings)
NetSharesActivityCalculated	FALSE	TRUE	TRUE	TRUE	(sum all holdings)
NetSharesSoldCalculated	FALSE	TRUE	TRUE	TRUE	(sum all holdings)
NetMarketValueOfSharesActivityCalculated	FALSE	TRUE	TRUE	TRUE	(sum all holdings)
NetMarketValueOfSharesSoldCalculated	FALSE	TRUE	TRUE	TRUE	(sum all holdings)

	Portfolio Statement Template Output Settings page (cont.)				
New Field Name	Positive Subtotal node	Security node	Security Single node	Stack Level Header node	Stack Level Security Single node
CaptionCustomSort	TRUE	TRUE	TRUE	TRUE	TRUE
ConvertibleContingent	TRUE	TRUE	TRUE	TRUE	TRUE
ConvertibleMandatory	TRUE	TRUE	TRUE	TRUE	TRUE
CouponType	TRUE	TRUE	TRUE	TRUE	TRUE
InterestOrCouponDeferred	TRUE	TRUE	TRUE	TRUE	TRUE
InterestPaidInKind	TRUE	TRUE	TRUE	TRUE	TRUE
ReferenceInstrumentDescription	TRUE	TRUE	TRUE	TRUE	TRUE
Ticker	TRUE	TRUE	TRUE	TRUE	TRUE
AccruedDiscountsPremiums	TRUE	TRUE	TRUE	TRUE	TRUE
CapitalGainDistributions	TRUE	TRUE	TRUE	TRUE	TRUE
CashCollateralSecurity	TRUE	TRUE	TRUE	TRUE	TRUE
CashCollateralSecurityValue	TRUE	TRUE	TRUE	TRUE	TRUE
CentralCounterparty	TRUE	TRUE	TRUE	TRUE	TRUE
ChangeinUnrealizedValue	TRUE	TRUE	TRUE	TRUE	TRUE
ClearedbyCentralCounterparty	TRUE	TRUE	TRUE	TRUE	TRUE
CommittedCapital	TRUE	TRUE	TRUE	TRUE	TRUE
ConversionRatio	TRUE	TRUE	TRUE	TRUE	TRUE
CounterpartyLEI	TRUE	TRUE	TRUE	TRUE	TRUE
CumulativeContributedCapital	TRUE	TRUE	TRUE	TRUE	TRUE
CurrencyDescriptionBought	TRUE	TRUE	TRUE	TRUE	TRUE
CurrencyDescriptionSold	TRUE	TRUE	TRUE	TRUE	TRUE
Delta	TRUE	TRUE	TRUE	TRUE	TRUE
ExercisePrice	TRUE	TRUE	TRUE	TRUE	TRUE
DividendsAffiliatedIssuers	TRUE	TRUE	TRUE	TRUE	TRUE
Gamma	TRUE	TRUE	TRUE	TRUE	TRUE
Income	TRUE	TRUE	TRUE	TRUE	TRUE
LiquidityClassification	TRUE	TRUE	TRUE	TRUE	TRUE
MarketValueofSharesPurchased	TRUE	TRUE	TRUE	TRUE	TRUE
MarketValueofSharesSold	TRUE	TRUE	TRUE	TRUE	TRUE
NonCashCollateralSecurity	TRUE	TRUE	TRUE	TRUE	TRUE
NonCashCollateralSecurityValue	TRUE	TRUE	TRUE	TRUE	TRUE
NumberOfContracts	TRUE	TRUE	TRUE	TRUE	TRUE
NPORTBalance	TRUE	TRUE	TRUE	TRUE	TRUE
OptionWarrantType	TRUE	TRUE	TRUE	TRUE	TRUE
PayoffProfile	TRUE	TRUE	TRUE	TRUE	TRUE
RealizedValue	TRUE	TRUE	TRUE	TRUE	TRUE
RemainingCommitment	TRUE	TRUE	TRUE	TRUE	TRUE
RepurchaseRate	TRUE	TRUE	TRUE	TRUE	TRUE
SettlementDate	TRUE	TRUE	TRUE	TRUE	TRUE
SharesPurchased	TRUE	TRUE	TRUE	TRUE	TRUE
SharesSold	TRUE	TRUE	TRUE	TRUE	TRUE
SwapDescription	TRUE	TRUE	TRUE	TRUE	TRUE
SwapDescriptionPaymentsPaid	TRUE	TRUE	TRUE	TRUE	TRUE
SwapDescriptionPaymentsReceived	TRUE	TRUE	TRUE	TRUE	TRUE
TotalDistributions	TRUE	TRUE	TRUE	TRUE	TRUE
TriParty	TRUE	TRUE	TRUE	TRUE	TRUE
UnrealizedAppreciationDepreciation	TRUE	TRUE	TRUE	TRUE	TRUE
UpfrontPaymentsReceipts	TRUE	TRUE	TRUE	TRUE	TRUE
Vega	TRUE	TRUE	TRUE	TRUE	TRUE
ChangeinUnrealizedValueCalculated	TRUE	TRUE	TRUE	TRUE	TRUE
NetSharesActivityCalculated	TRUE	TRUE	TRUE	TRUE	TRUE
NetSharesSoldCalculated	TRUE	TRUE	TRUE	TRUE	TRUE
NetMarketValueOfSharesActivityCalculated	TRUE	TRUE	TRUE	TRUE	TRUE
NetMarketValueOfSharesSoldCalculated	TRUE	TRUE	TRUE	TRUE	TRUE

	Portfolio Statement Template Output Settings page (cont.)			Financial Workbook Templates page	
New Field Name	Stack Level Total node	Total Investments node	"Format Items" tab > Item Suppression > Custom suppression > Colum Name	Cacluation Sheets > Add/Edit Item (Holdings) > Add/Edit Element (Holdings Category) > Value to sum	Cacluation Sheets > Add/Edit Item (Holdings) > Add/Edit Element (Holdings Category Maturity Range) > Value to sum
CaptionCustomSort	TRUE	TRUE	FALSE	FALSE	FALSE
ConvertibleContingent	TRUE	TRUE	FALSE	FALSE	FALSE
ConvertibleMandatory	TRUE	TRUE	FALSE	FALSE	FALSE
CouponType	TRUE	TRUE	FALSE	FALSE	FALSE
InterestOrCouponDeferred	TRUE	TRUE	FALSE	FALSE	FALSE
InterestPaidInKind	TRUE	TRUE	FALSE	FALSE	FALSE
ReferenceInstrumentDescription	TRUE	TRUE	FALSE	FALSE	FALSE
Ticker	TRUE	TRUE	FALSE	FALSE	FALSE
AccruedDiscountsPremiums	TRUE	TRUE	FALSE	TRUE	TRUE
CapitalGainDistributions	TRUE	TRUE	FALSE	TRUE	TRUE
CashCollateralSecurity	TRUE	TRUE	FALSE	FALSE	FALSE
CashCollateralSecurityValue	TRUE	TRUE	FALSE	TRUE	TRUE
CentralCounterparty	TRUE	TRUE	FALSE	FALSE	FALSE
ChangeInUnrealizedValue	TRUE	TRUE	FALSE	TRUE	TRUE
ClearedbyCentralCounterparty	TRUE	TRUE	FALSE	FALSE	FALSE
CommittedCapital	TRUE	TRUE	FALSE	TRUE	TRUE
ConversionRatio	TRUE	TRUE	FALSE	TRUE	TRUE
CounterpartyLEI	TRUE	TRUE	FALSE	FALSE	FALSE
CumulativeContributedCapital	TRUE	TRUE	FALSE	TRUE	TRUE
CurrencyDescriptionBought	TRUE	TRUE	FALSE	TRUE	TRUE
CurrencyDescriptionSold	TRUE	TRUE	FALSE	TRUE	TRUE
Delta	TRUE	TRUE	FALSE	TRUE	TRUE
ExercisePrice	TRUE	TRUE	FALSE	TRUE	TRUE
DividendsAffiliatedIssuers	TRUE	TRUE	FALSE	TRUE	TRUE
Gamma	TRUE	TRUE	FALSE	TRUE	TRUE
Income	TRUE	TRUE	FALSE	TRUE	TRUE
LiquidityClassification	TRUE	TRUE	FALSE	FALSE	FALSE
MarketValueofSharesPurchased	TRUE	TRUE	FALSE	TRUE	TRUE
MarketValueofSharesSold	TRUE	TRUE	FALSE	TRUE	TRUE
NonCashCollateralSecurity	TRUE	TRUE	FALSE	FALSE	FALSE
NonCashCollateralSecurityValue	TRUE	TRUE	FALSE	TRUE	TRUE
NumberOfContracts	TRUE	TRUE	FALSE	TRUE	TRUE
NPORTBalance	TRUE	TRUE	FALSE	FALSE	FALSE
OptionWarrantType	TRUE	TRUE	FALSE	FALSE	FALSE
PayoffProfile	TRUE	TRUE	FALSE	FALSE	FALSE
RealizedValue	TRUE	TRUE	FALSE	TRUE	TRUE
RemainingCommitment	TRUE	TRUE	FALSE	TRUE	TRUE
RepurchaseRate	TRUE	TRUE	FALSE	TRUE	TRUE
SettlementDate	TRUE	TRUE	FALSE	FALSE	FALSE
SharesPurchased	TRUE	TRUE	FALSE	TRUE	TRUE
SharesSold	TRUE	TRUE	FALSE	TRUE	TRUE
SwapDescription	TRUE	TRUE	FALSE	FALSE	FALSE
SwapDescriptionPaymentsPaid	TRUE	TRUE	FALSE	FALSE	FALSE
SwapDescriptionPaymentsReceived	TRUE	TRUE	FALSE	FALSE	FALSE
TotalDistributions	TRUE	TRUE	FALSE	TRUE	TRUE
TriParty	TRUE	TRUE	FALSE	FALSE	FALSE
UnrealizedAppreciationDepreciation	TRUE	TRUE	FALSE	TRUE	TRUE
UpfrontPaymentsReceipts	TRUE	TRUE	FALSE	TRUE	TRUE
Vega	TRUE	TRUE	FALSE	TRUE	TRUE
ChangeInUnrealizedValueCalculated	TRUE	TRUE	FALSE	TRUE	TRUE
NetSharesActivityCalculated	TRUE	TRUE	FALSE	TRUE	TRUE
NetSharesSoldCalculated	TRUE	TRUE	FALSE	TRUE	TRUE
NetMarketValueOfSharesActivityCalculated	TRUE	TRUE	FALSE	TRUE	TRUE
NetMarketValueOfSharesSoldCalculated	TRUE	TRUE	FALSE	TRUE	TRUE

	Financial Workbook Templates page (cont.)			
New Field Name	Caclulation Sheets > Add/Edit Item (Holdings) > Add/Edit Element (Holdings Category Subtotal) > Value to sum	Caclulation Sheets > Add/Edit Item (Holdings) > Add/Edit Element (Holdings Detail) > Value to sum	Caclulation Sheets > Add/Edit Item (Holdings) > Add/Edit Element (Holdings Detail) > Add/Edit Conditions > Field by which to group	Caclulation Sheets > Add/Edit Item (Portfolio Statement Definition) > Add/Edit Element > (Formula item) > Value
CaptionCustomSort	FALSE	FALSE	TRUE	FALSE
ConvertibleContingent	FALSE	FALSE	FALSE	FALSE
ConvertibleMandatory	FALSE	FALSE	FALSE	FALSE
CouponType	FALSE	FALSE	TRUE	FALSE
InterestOrCouponDeferred	FALSE	FALSE	FALSE	FALSE
InterestPaidInKind	FALSE	FALSE	FALSE	FALSE
ReferenceInstrumentDescription	FALSE	FALSE	TRUE	FALSE
Ticker	FALSE	FALSE	TRUE	FALSE
AccruedDiscountsPremiums	TRUE	TRUE	TRUE	TRUE
CapitalGainDistributions	TRUE	TRUE	TRUE	TRUE
CashCollateralSecurity	FALSE	FALSE	FALSE	FALSE
CashCollateralSecurityValue	TRUE	TRUE	TRUE	TRUE
CentralCounterparty	FALSE	FALSE	TRUE	FALSE
ChangeinUnrealizedValue	TRUE	TRUE	TRUE	TRUE
ClearedbyCentralCounterparty	FALSE	FALSE	FALSE	FALSE
CommittedCapital	TRUE	TRUE	TRUE	TRUE
ConversionRatio	TRUE	TRUE	TRUE	TRUE
CounterpartyLEI	FALSE	FALSE	TRUE	FALSE
CumulativeContributedCapital	TRUE	TRUE	TRUE	TRUE
CurrencyDescriptionBought	TRUE	TRUE	TRUE	TRUE
CurrencyDescriptionSold	TRUE	TRUE	TRUE	TRUE
Delta	TRUE	TRUE	TRUE	TRUE
ExercisePrice	TRUE	TRUE	TRUE	TRUE
DividendsAffiliatedIssuers	TRUE	TRUE	TRUE	TRUE
Gamma	TRUE	TRUE	TRUE	TRUE
Income	TRUE	TRUE	TRUE	TRUE
LiquidityClassification	FALSE	FALSE	TRUE	FALSE
MarketValueofSharesPurchased	TRUE	TRUE	TRUE	TRUE
MarketValueofSharesSold	TRUE	TRUE	TRUE	TRUE
NonCashCollateralSecurity	FALSE	FALSE	FALSE	FALSE
NonCashCollateralSecurityValue	TRUE	TRUE	TRUE	TRUE
NumberOfContracts	TRUE	TRUE	TRUE	TRUE
NPORTBalance	FALSE	FALSE	TRUE	FALSE
OptionWarrantType	FALSE	FALSE	TRUE	FALSE
PayoffProfile	FALSE	FALSE	TRUE	FALSE
RealizedValue	TRUE	TRUE	TRUE	TRUE
RemainingCommitment	TRUE	TRUE	TRUE	TRUE
RepurchaseRate	TRUE	TRUE	TRUE	TRUE
SettlementDate	FALSE	FALSE	TRUE	FALSE
SharesPurchased	TRUE	TRUE	TRUE	TRUE
SharesSold	TRUE	TRUE	TRUE	TRUE
SwapDescription	FALSE	FALSE	TRUE	FALSE
SwapDescriptionPaymentsPaid	FALSE	FALSE	TRUE	FALSE
SwapDescriptionPaymentsReceived	FALSE	FALSE	TRUE	FALSE
TotalDistributions	TRUE	TRUE	TRUE	TRUE
TriParty	FALSE	FALSE	FALSE	FALSE
UnrealizedAppreciationDepreciation	TRUE	TRUE	TRUE	TRUE
UpfrontPaymentsReceipts	TRUE	TRUE	TRUE	TRUE
Vega	TRUE	TRUE	TRUE	TRUE
ChangeinUnrealizedValueCalculated	TRUE	TRUE	TRUE	TRUE
NetSharesActivityCalculated	TRUE	TRUE	TRUE	FALSE
NetSharesSoldCalculated	TRUE	TRUE	TRUE	FALSE
NetMarketValueOfSharesActivityCalculated	TRUE	TRUE	TRUE	FALSE
NetMarketValueOfSharesSoldCalculated	TRUE	TRUE	TRUE	FALSE



Closed Defects

The following issues were addressed in this release of FundSuiteArc products.



Product	DFS ID	Module/Location	Description
ArcReporting	46225	Project Templates	Resolved an issue in which duplicate template names appeared within the <i>Publishing Template</i> drop-down list on the <i>Chapter Detail</i> and <i>Section Detail</i> tabs of the Project Templates page. The publishing template name will now display with the style sheet name appended parenthetically, to clarify.
ArcReporting	135295	Horizontal Totals	Resolved a defect that caused <i>Horizontal Total</i> values of currency-type trial balance and calculation sheet items to be multiplied twice the expected value.
ArcReporting	142834	Project	Resolved an issue in which chart templates were not refreshed automatically on the Project page, when changes were made to the underlying portfolio, financial or tabular data template.
ArcReporting	142936	Project	Performance improvements were made to speed up output times when projects have unlinked and locked statements.
ArcReporting	147446	Calculation Sheet Audit Report	Resolved an issue in which auditing of multi-column calculation sheet column number mapping changes were not being shown in the Calculation Sheet Audit Report.
ArcReporting	154120	Financial Statement Templates	Resolved a defect that caused a <i>We're Sorry</i> message to display when unlinking and relinking financial statements.
ArcReporting	154200	Calculation Sheets	Resolved a defect that prevented values coming out for fund-level supplemental balance when base class assignment/behavior is set to <i>Single row/column (per class)</i> .
ArcReporting	154201	Calculation Sheets	Resolved a defect that prevented values coming out for fund-level supplemental balance when base class assignment/behavior is set to <i>Single row/column</i> and a specific class that is not <i>All</i> .
ArcReporting	154350	Financial Statement Templates	Resolved a defect that prevented zero suppression logic on pivoted statement templates from working.

Product	DFS ID	Module/Location	Description
ArcReporting	154518	Financial Statement Mapping Audit Report	Resolved a defect that prevented trial balance beginning, credit, debit, raw/rounded/footed values outputting when returned in a conditional value.
ArcReporting	155429	Project	Resolved a defect that prevented the display of a red warning indicator message when a given workbook had calculation issues.
ArcReporting	156675	Trial Balances	Performance improvement to the financial statement calculation engine when using fund relationships.
ArcReporting	160820	Charts of Accounts	Resolved a defect that prevented the <i>Delete</i> button being enabled.
ArcReporting	162512	Fund Relationships	Performance improvements were made to the Fund Relationships page.
ArcReporting	162513	Fund Relationships	Performance improvements were made to calculation logic on the Fund Relationships page.
ArcReporting	163493	Fund Relationships	Resolved a defect that prevented currency legends from outputting correctly on consolidated funds.
ArcReporting	103313 (IM15-597483)	Portfolio Statement Templates	Resolved a defect that prevented category totals and formulas from populating if the first language on the <i>Languages</i> tab of the Portfolio Statement Templates page was different from the language on a given project.
ArcReporting	126631 (IM16-099486)	Financial Statement Templates	Resolved a defect that caused issues with currency suppression.

Product	DFS ID	Module/Location	Description
ArcReporting	126880 (IM16-109776)	Portfolio Statement Templates	Resolved a defect that caused the portfolio preview to display an error if the same category caption was created for multiple languages.
ArcReporting	142953 (IM16-169314)	Financial Statement Template Output Settings	Resolved an issue in which the specified <i>Horizontal Alignment</i> setting for a given column was not respected in statement output.
ArcReporting	143532 (IM16-234283)	Financial Statement Templates	Performance improvements were made to reduce the time it takes to load the trial balance when creating an auto reclass.
ArcReporting	144773 (IM16-247639)	Financial Statement Templates	Resolved a defect that prevented the <i>Append Captioning</i> from working as expected when the financial statement template has more than one language assigned.
ArcReporting	147884 (IM16-701414)	Custom Data Point Libraries	Custom data points of type <i>Conditional Value</i> were observed to return extra brackets when the <i>Return Value</i> was a custom tag. This issue was corrected, so that conditional data points that return custom tag values containing brackets do not return extra characters.
ArcReporting	147884 (IM16-701414)	Custom Data Point Libraries	Resolved an issue in which a custom data point displayed the name of the data point itself in project preview, rather than the expected evaluated value.
ArcReporting	148915 (IM16-703500)	Financial Statement Templates	Resolved a defect that caused currencies to be suppressed if they did not have a balance set created in the period (prior period values).
ArcReporting	149562 (IM16-707453)	Trial Balances	Resolved a defect that created duplicate entries into the trial balance account table.

Product	DFS ID	Module/Location	Description
ArcReporting	151899 (IM16-709867)	Financial Statement Templates	Resolved a defect in multilingual output.
ArcReporting	154035 (IM16-195573)	Financial Statement Template Output Settings	Resolved a defect in the conditional suppression logic on the Financial Statement Template Output Settings page.
ArcReporting	154080 (IM16-700468)	Fund Holdings	Performance improvements were made to the Fund Holdings and Holdings Footnote Assignment pages to accommodate larger funds.
ArcReporting	154106 (IM16-019444)	Trial Balances	Resolved a defect that caused the reclass from class-level or fund-level trial balance items to fail when there is a reverse transaction present.
ArcReporting	154114 (IM16-195499)	Calculation Sheets	Resolved a defect that prevented new items added to new sections from displaying.
ArcReporting	154115 (IM16-709309)	Financial Statement Templates	Resolved a defect that prevented users from applying span elements when the first row/column of the mapped section is deleted.
ArcReporting	154135 (IM16-711729)	Portfolio Statement Templates	Resolved a defect that caused the category name to disappear from the <i>Column/Sort Profile Name</i> field.
ArcReporting	154345 (IM15-308274)	Financial Statement Templates	Resolved a defect that caused the sort order of financial statements to output incorrectly.

Product	DFS ID	Module/Location	Description
ArcReporting	154348 (IM15-465408)	Financial Statement Templates	Resolved a defect that caused the superscript tag on caption footnotes to output incorrectly.
ArcReporting	154654 (IM16-711686)	Financial Statement Templates	Resolved a defect that caused a <i>We're Sorry</i> message to display when attempting to preview a financial statement.
ArcReporting	155047 (IM16-195079)	Calculation Sheets	Resolved a defect that caused the supplemental data filter to only display the top 1,000 supplemental data items.
ArcReporting	155277 (IM16-236542)	Portfolio Statement Templates	Resolved a defect that caused primary portfolio statement templates that are not consolidated to show unknown categories for the parent fund in a given fund relationship.
ArcReporting	155295 (IM16-724183)	Calculation Sheets	Resolved a defect that prevented holdings detail from calculating when the <i>Counterparty</i> field was selected.
ArcReporting	155416 (IM16-702104)	Financial Statement Templates	Resolved a defect that prevented group repeated by class and by fund from working as expected in pivoted statements.
ArcReporting	155422 (IM16-153378)	Financial Statement Templates	Resolved a defect related to footnote assignment preview on the <i>Financials</i> tab of the Financial Workbook page.
ArcReporting	155423 (IM16-703466)	Calculation Sheets	Resolved a defect that resulted in incorrect values when a <i>Manual Total</i> column was set up.

Product	DFS ID	Module/Location	Description
ArcReporting	155424 (IM16-706830)	Financial Statement Templates	Resolved a defect that caused headers to duplicate in financial statement templates of pivoted orientation.
ArcReporting	155426 (IM16-709461 & IM16-717067)	Calculation Sheets	Resolved a defect that caused multi-column financial statement templates to display the wrong values if the <i>Display total column</i> check box is cleared for the calculation sheet.
ArcReporting	155435 (IM16-700445)	Financial Statement Templates	Resolved a defect that caused a <i>We're Sorry</i> message to display during a financial workbook template import.
ArcReporting	155674 (IM16-723032)	Trial Balances	Resolved a defect that resulted in incorrect ordering of trial balance items.
ArcReporting	156235 (IM16-727601)	Calculation Sheets	Resolved a defect that prevented the financial workbook calculation status being updated.
ArcReporting	156313 (IM16-726363)	Project	Resolved a defect that resulted in bar chart refresh issues.
ArcReporting	156679 (IM16-729455)	Output	Resolved a defect that removed information from the bannerline of PDF output.
ArcReporting	157336 (IM16-731842)	Calculation Sheets	Resolved a defect that prevented calculation sheet items from getting populated while doing a historical data import.

Product	DFS ID	Module/Location	Description
ArcReporting	157608 (IM16-731960 & IM16-732813)	Financial Statement Templates	Resolved a defect that resulted in captions based on <i>Value</i> and <i>Section Children</i> to output incorrectly.
ArcReporting	157853 (IM16-732252)	Portfolio Statement Templates	Resolved a defect that resulted in issues with the <i>Include in parent sorting</i> setting.
ArcReporting	157969 (IM16-733950)	Financial Statement Templates	Resolved a defect that prevented financial statement column header footnotes from sequencing correctly.
ArcReporting	160554 (IM16-734570)	Fund Holdings	Performance improvements were made to the <i>Abbreviations</i> tab of the Fund Holdings page.
ArcReporting	160841 (IM16-736623)	Project	Resolved a defect that prevented reasonability checks from being updated in a project's supporting schedule.
ArcReporting	160995 (IM16-735066)	Portfolio Statement Templates	Resolved a defect that prevented secondary consolidated portfolio statements from pulling values from the primary portfolio statement correctly.
ArcReporting	162738 (IM16-735149)	Portfolio Statement Templates	Resolved a defect that resulted in incorrect security display when stacking.
ArcReporting	163157 (IM16-739539)	Horizontal Totals	Resolved a defect that resulted in horizontal total values not populating on financial statement spreads when using the <i>Selected Funds</i> functionality in the project template.

Product	DFS ID	Module/Location	Description
ArcReporting	163301 (IM16-740462)	Calculation Sheets	Resolved a defect that resulted in a financial workbook calculation sheet item formula element issue.
ArcReporting	163328 (IM16-740336)	Portfolio Statement Templates	Resolved a defect that prevented item suppression in bar charts.
ArcReporting	163530 (IM16-741634)	Calculation Sheets	Resolved a defect that caused the <i>Constant Value</i> text box cursor to move to beginning after typing value.
ArcReporting	163621 (IM16-739566)	Calculation Sheets	Resolved a defect that prevented the editing of historical data in the total column of multi-column calculation sheets.
ArcReporting	163719 (IM16-736664)	Fund Relationships	Resolved a defect that resulted in a specific fund using consolidated workbooks to not calculate.
ArcReporting	163902 (IM16-743286)	Financial Statement Templates	Resolved a defect that prevented unlinking and relinking of financial statement templates to a calculation sheet.
ArcReporting	163985 (IM16-743125)	Financial Workbook Custom Sort Profiles	Resolved a defect that prevented users from saving a custom sort order profile.
ArcReporting	163999 (IM16-738423)	Financial Statement Templates	Resolved a defect that prevented financial footnotes applied to a footnote's value from getting removed.

Product	DFS ID	Module/Location	Description
ArcReporting	164223 (IM16-744411)	Calculation Sheets	Resolved a defect that resulted in portfolio statement definition formulas mapped into calculation sheets showing incorrect rounding levels.
ArcReporting	165041 (IM16-747562)	Financial Statement Templates	Resolved a defect that caused output schema failure when span elements were applied on a financial statement spread.
ArcReporting	165824 (IM16-750778)	Financial Statement Templates	Resolved a defect that resulted in output failing if all cells in a given row of a pivoted financial statement did not have cell styles applied.
ArcReporting	165828 (IM16-750862)	Financial Statement Templates	Resolved a defect that prevented users from spanning rows on a pivoted financial statement.
ArcReporting	166004 (IM16-751714)	Portfolio Statement Templates	Resolved a defect that prevented consolidated portfolio statements from displaying footnotes when a given footnote is applied to child fund.
ArcReporting	166060 (IM16-752482)	Fund Relationships	Resolved a defect that caused multiple duplicates of fund relationships to get created when rolled forward.
ArcReporting	166162 (IM16-752081)	Trial Balances	Resolved a defect that resulted in trial balance items in the <i>Memo Debit/Credit</i> section still participating in footing at a class level.
ArcReporting	166295 (IM16-753153 & IM17-019600)	Portfolio Statement Templates	Resolved a defect which incorrectly sorted securities when using aggregation and stacking combinations.

Product	DFS ID	Module/Location	Description
ArcReporting	166612 (IM16-753915)	Financial Statement Templates	Resolved a defect that caused an error to display for PDF output.
ArcReporting	166970 (IM17-000938)	Fund Relationships	Resolved a defect that resulted in child fund allocation percentage limits when using an exchange rate greater than 4 decimal places.
ArcReporting	167157 (IM17-000532)	Financial Statement Templates	Resolved a defect that caused a financial workbook export issue.
ArcReporting	167287 (IM15-182208)	Calculation Sheets	Resolved a defect that caused the <i>Constant Value</i> text box cursor to move to beginning after typing value.
ArcReporting	167805 (IM16-751564)	Calculation Sheets	Resolved a defect that prevented multi-column calculation sheets from returning the value of a section total.
ArcReporting	168121 (IM16-737650)	Calculation Sheets	Resolved a defect that caused financial values to get doubled if the same master identifier exists in holdings.
ArcReporting	168384 (IM17-002811 & IM17-003289)	Calculation Sheets	Resolved a defect that prevented calculation sheet values from displaying correctly if values exceeded the calculation sheet item numeric limit.
ArcReporting	168919 (IM16-751252)	Calculation Sheets	Resolved a defect that caused the calculation sheet value to return incorrect results if it was of type <i>Holdings Category</i> and any securities had fund exceptions in the prior account period.

Product	DFS ID	Module/Location	Description
ArcReporting	168931 (IM17-002465)	Financial Statement Templates	Resolved a defect that caused the financial preview to not trigger the calculation of <i>Not Calculated</i> funds.
ArcReporting	168974 (IM17-002584)	Calculation Sheets	Resolved a defect that caused parentheses in calculation sheet items to not be respected by calculations.
ArcReporting	168982 (IM16-732673)	Portfolio Statement Templates	Resolved a defect that resulted in bar chart refresh issues.
ArcReporting	169082 (IM16-732660)	Shared Legend Templates	Resolved a defect that resulted in footnotes being out of order when shared legends are in use.
ArcReporting	169085 (IM17-005609)	Trial Balances	Resolved a defect that caused a <i>We're Sorry</i> message to display when expanding trial balance items.
ArcReporting	173346 (IM17-021420)	Calculation Sheets	Resolved a defect that returned the market value instead of strike price in <i>Holdings Category</i> .
ArcReporting	99382 (IM15-416165)	Financial Workbook	Resolved a defect that caused issues when users entered no date or non-US formatted dates into date fields.
ArcFiling/ ArcReporting	46225 (IM16-097149)	Project Templates	Resolved a defect that prevented users from selecting the correct style sheet when using different output templates in a given project template.
ArcFiling/ ArcReporting	152795	Output	Performance improvements were made to the output engine.

Product	DFS ID	Module/Location	Description
ArcFiling/ ArcReporting	153716	Table Styles	Removed validation logic that prevented table styles containing underscores from being added/saved.
ArcFiling/ ArcReporting	154038	Tabular Data Templates	Resolved a defect that resulted in selection names to be truncated in the <i>Format</i> drop-down list on the Tabular Data Template Output Settings page.
ArcFiling/ ArcReporting	155698	Portfolio Statement Templates	Resolved a defect that prevented portfolio statement template percentages from totaling correctly.
ArcFiling/ ArcReporting	156674	Fund Holdings	Performance improvements were made to the Fund Holdings page when retrieving security categorization.
ArcFiling/ ArcReporting	160885	Fund Holdings	Performance improvements to the Fund Holdings page.
ArcFiling/ ArcReporting	162529	Project	Performance improvements were made to the Project Templates page.
ArcFiling/ ArcReporting	163435	Project	Performance improvements were made to project roll-forward logic.
ArcFiling/ ArcReporting	163871	Text Libraries	Performance improvements were made to the Text Libraries page to optimize loading times.
ArcFiling/ ArcReporting	165040	Data Import/Dataload	Performance improvements were made to data import/dataload processes.

Product	DFS ID	Module/Location	Description
ArcFiling/ ArcReporting	143163 (IM16- 231544)	Text Libraries	In previous application versions, unanticipated extra line breaks appeared in project output where manually-entered page breaks existed on a line containing text. Users will now be restricted from entering a manual page break in a text snippet by using <code>Ctrl + Enter</code> on lines containing text. The user will be presented with a message to remind them that page breaks can only be added to an empty line.
ArcFiling/ ArcReporting	149784 (IM16- 708220)	Portfolio Statement Templates	Resolved a defect that resulted in portfolios not footing properly when security categorization does not exist.
ArcFiling/ ArcReporting	152542 (IM16- 712400)	Text Libraries	Resolved an issue in which text containing <i>bold</i> formatting was not displaying as bold in PDF output.
ArcFiling/ ArcReporting	153972 (IM16- 718922)	Security/Investment Master	Resolved a defect that resulted in issues deleting spaces via the Security/Investment Master page.
ArcFiling/ ArcReporting	154036 (IM16- 246462)	Project	Resolved a defect that caused document structure template items to duplicate on the <i>Components</i> tab of the Project page.
ArcFiling/ ArcReporting	154121 (IM16- 702880)	Output	Resolved a defect that prevented users from generating PDF output.
ArcFiling/ ArcReporting	154133 (IM16- 708621)	Fund Holdings	Resolved a defect that prevented the Fund Holdings page from loading.

Product	DFS ID	Module/Location	Description
ArcFiling/ ArcReporting	154647 (IM16- 232628)	Project	Resolved a defect that caused the frequent display of a <i>We're Sorry</i> message.
ArcFiling/ ArcReporting	154650 (IM16- 701194)	Project Templates	Resolved a defect that prevented import options from working as expected.
ArcFiling/ ArcReporting	154658 (IM16- 701518)	Text Libraries	Resolved a defect that prevented users from creating content in snippets.
ArcFiling/ ArcReporting	154860 (IM16- 145350)	Text Libraries	Resolved a defect that caused delayed content display in the text editor when clicking between various snippets.
ArcFiling/ ArcReporting	155106 (IM16- 723302)	Fund Holdings	Performance improvements were made to allow users revert multiple security categorization edits before saving.
ArcFiling/ ArcReporting	155501 (IM16- 723313)	Fund Holdings	Performance improvements to scroll bars on the Fund Holdings page.
ArcFiling/ ArcReporting	155502 (IM16- 723313)	Fund Holdings	Performance improvements to revert functionality on the Fund Holdings page.
ArcFiling/ ArcReporting	155801 (IM16- 724653)	Text Libraries	Resolved a defect that resulted in a non-empty paragraph including a page break to disappear from output.

Product	DFS ID	Module/Location	Description
ArcFiling/ ArcReporting	155871 (IM16- 726112)	Project	Resolved a defect that prevented access to bar chart templates via the <i>Components</i> tab of the Project page.
ArcFiling/ ArcReporting	156237 (IM16- 723302)	Fund Holdings	Performance improvements were made to allow users revert multiple security categorization edits before saving.
ArcFiling/ ArcReporting	156260 (IM16- 725313)	Class Balances Audit Report	Resolved a defect that prevented the <i>Name of person desc. expense pay</i> value from displaying in the Class Balances Audit Report.
ArcFiling/ ArcReporting	156376 (IM16- 728377)	User login	Resolved a defect that resulted in issues with password maintenance.
ArcFiling/ ArcReporting	158274 (IM16- 701414)	Custom Data Point Libraries	Resolved a defect that output two different incorrect results on a project preview.
ArcFiling/ ArcReporting	160550 (IM16- 732717)	Dataload Archive	Performance improvements were made to the dataload Archive page.
ArcFiling/ ArcReporting	162872 (IM16- 734327)	Portfolio Statement Templates	Resolved a defect that showed incorrect Form N-MFP2 language.
ArcFiling/ ArcReporting	163006 (IM16- 739551)	Project	Resolved a defect that caused table suppression in project preview.

Product	DFS ID	Module/Location	Description
ArcFiling/ ArcReporting	163394 (IM16- 740451)	Text Libraries	Resolved a defect that resulted in no content displaying in a given text snippet in the application, but displaying content in output.
ArcFiling/ ArcReporting	163606 (IM16- 740056)	Project Excel Output	Resolved a defect that caused project output to Excel format to fail.
ArcFiling/ ArcReporting	164318 (IM16- 746402)	Project	Resolved a defect that caused an issue in project component locking functionality.
ArcFiling/ ArcReporting	168190 (IM16- 751348)	Securities Audit Report	Resolved a defect that caused an issue in the Securities Audit Report.
ArcFiling/ ArcReporting	168920 (IM17- 002576 & IM16- 720097)	Dynamic Categories	Resolved a defect that resulted in security categorization not evaluating correctly when the <i>Dynamic</i> option for the <i>Category Behavior</i> setting was selected.

The following items were added on June 10th, 2017.

Product	DFS ID	Module/Location	Description
ArcReporting	171479	Financial Workbook Templates	The deletion of trial balance definition and calculation sheet items is now supported through user-friendly messaging.
ArcReporting	169332 (IM17-004280)	Financial Statement Templates	Corrected a defect preventing the account cycle settings from functioning.
ArcReporting	169579 (IM17-009065)	Trial Balance Definitions Audit Report	Stability improvement to fix defect in functionality.
ArcReporting	171405 (IM17-017088)	Financial Statement Templates	Stability improvement for spread/stack footnote legend placement.
ArcReporting	173829 (IM17-007470 / IM17-004127)	Financial Workbook Templates	Resolved several defects causing instability with the linking of calculation sheets to financial statement templates.
ArcReporting	177139 (IM17-025108)	Calculation Sheets	Stability improvement to ensure the correct flow of historical data through calculation sheet columns.
ArcReporting	177347 (IM17-027637)	Calculation Sheet Account Mapping Audit Report	Resolved a deployment error preventing the output of the Calculation Sheet Account Mapping Audit Report.
ArcReporting	182087 (IM17-033468)	Financial Statement Templates	Resolved a database issue that prevented calculated values from appearing correctly in pivoted statements.

Product	DFS ID	Module/Location	Description
ArcReporting	182438 (IM17-036286)	Calculation Sheets	Stability improvement to prevent the calculation engine inserting unnecessary parentheses, causing inconsistent values in multi-column calculation sheets.
ArcFiling/ ArcReporting	173934	Output	The queueing process for output requests was optimized for better response times.
ArcFiling/ ArcReporting	181586	Project Templates	Stability improvement to tie in footnote text updates to statement cache status on portfolio statements.
ArcFiling/ ArcReporting	181627	Project Templates	Stability improvement to prevent duplicate key errors in <i>Document Template Chapter Expanded</i> .
ArcFiling/ ArcReporting	182083	Portfolio Statement Templates	Stability improvement to fix a defect that caused the reordering of footnotes greater than 10.
ArcFiling/ ArcReporting	152818 (IM16-713880)	Project	Stability improvements to external document functionality to prevent items being unassigned when templates are pushed out.
ArcFiling/ ArcReporting	153072 (IM16-713922)	Category Libraries	Rollforward logic update to include <i>Other Captions</i> when rolling over to new reporting period.
ArcFiling/ ArcReporting	154602 (IM16-720298)	Portfolio Statement Templates	Stability improvement to stacking item suppression functionality.
ArcFiling/ ArcReporting	158221 (IM16-732567)	Shared Legends	Stability improvement to ensure cache status is correctly updated in shared legends.

Product	DFS ID	Module/Location	Description
ArcFiling/ ArcReporting	166299 (IM16- 753364)	Fund Holdings	Design changes to how securities designated as <i>Use Fund/Categorization exception</i> function within a parent/child relationship.
ArcFiling/ ArcReporting	168155 (IM16- 744246)	Roles/Rights	Stability improvement to prevent access to Complex libraries by users without appropriate user rights.
ArcFiling/ ArcReporting	168676 (IM17- 003869)	Portfolio Statement Templates	Stability improvement for portfolio statement template category sort functionality.
ArcFiling/ ArcReporting	169867 (IM17- 009907)	Portfolio Statement Templates	Stability improvement to ensure outer Category Total node displays correctly if <i>Suppress category total if single security item is displayed</i> setting is selected.
ArcFiling/ ArcReporting	170197 (IM17- 010600)	Project Templates	Stability improvement to tie in footnote text updates to statement cache status on financial statements.
ArcFiling/ ArcReporting	171167 (IM17- 015813)	Projects	Redesign of the project preview for tables/statements, to improve the user experience when there are a number of rows/columns spanned together.
ArcFiling/ ArcReporting	171344 (IM17- 016676)	Project Templates	Stability improvement to prevent revisions being deleted from a project if the corresponding output type is removed from the project template.
ArcFiling/ ArcReporting	173443 (IM17- 021516)	Portfolio Statement Templates	Redesign of the consolidation engine for multi-manager and pooling structures to conditionally sum values, use exchange rates and pooling ratios.

Product	DFS ID	Module/Location	Description
ArcFiling/ ArcReporting	174406 (IM17- 025355)	Portfolio Statement Templates	Stability improvement to allow users assign footnotes to column headers.
ArcFiling/ ArcReporting	174411 (IM17- 024789)	Portfolio Statement Templates	Stability improvement to ensure footnote separators come out in the correct order.
ArcFiling/ ArcReporting	177368 (IM17- 027259)	Portfolio Statement Templates	Corrected a schema validation error preventing <i>top change only</i> coming through to the rendered PDF.
ArcFiling/ ArcReporting	181489 (IM17- 030429)	Fund Holdings	Redesigned how the Fund Holdings page saves/creates fund holdings.
ArcFiling/ ArcReporting	181752 (IM17- 031694)	Fund Holdings	Improvement to dynamic categories selected when in a consolidation fund structure.
ArcFiling/ ArcReporting	182171 (IM17-033562)	Charting	Changes to underlying chart data will be tracked in blacklined drafts.
ArcFiling/ ArcReporting	182195 (IM17- 035476)	Portfolio Statement Templates	Stability improvement to fix a defect that caused Excel exports of portfolio statement templates getting reordered.



Donnelley
Financial Solutions

Corporate Headquarters
35 West Wacker Drive
Chicago, Illinois 60601
U.S.A

800.451.5322
www.dfsc.com
www.gim.dfsc.com/gim
Copyright © 2017 Donnelley Financial, LLC
All rights reserved.